

IN THE UNITED STATES DISTRICT COURT  
FOR THE WESTERN DISTRICT OF PENNSYLVANIA

TOKA, LLC,

Plaintiff,

v.

MILESTORE, AYLYSM, BAICER, BEASERT,  
CGCLBHD,  
CHIFENGZENGRUISHANGMAOYOUXIANG  
ONGSI, CQXJJT, DALANGDEGONGS,  
DJMAWEM, DREAM SHOP, FFYZC,  
FRIENDSHIP-SHOP, FULIA-US, GANGZHUO  
US, GENGEN, GZSHIYIKEJI,  
HAIKOUWEIXIAOSHANGMAO, HENAN  
RAOTU TRADING CO. LTD,  
HENANJIAMINGZHUANGSHIGONGCHENG  
YOUXIANGONGSI, HHJG, HONGFUUS,  
HUANHUANSTORE, HUANRUISHANGMAO,  
KANYUANSHANGMAO-US, KIECPOY,  
LAIWOG3\*, LAZKY US, LIANGTU, LI'GOU,  
LILIPINGUS, LIXUNBAIHUO, LUXWL,  
MAILIANG STORE, MANHONGNO.1, MOON  
SHOP1, MOTARNA,  
PUZHOUZHENHONGDAO, RHSMM, ROYAL  
WISDOM, ROZEUS, SALTOANGEL,  
SHANFENGJU'S GOOD PRODUCTS ,  
SHENGSHI HUIBIN, SHENGYI US,  
SHENZHENSHIHAOSHENGYIDIANZISHAN  
GWUYOUXIANZERENGONGSI,  
SHIHAOSHENGYI, SHUOLANGXING,  
SSGJJ(6-11 DAY DELIVERY), STAREQUIP  
INC, TESCO, THE WIND RISES, TIGILT,  
TIODHNL1, WUKAIONE STORE ONE,  
WWXEN, WZF-US,  
XIANGMANBAIHUODIAN, XUXIN1628,  
XWZPFFFBB, YINGHEKEJI, YONGGE  
TRADING CO., LTD., YU YU, YUEYANG  
DEPARTMENT STORE, ZHISHUOFA,  
ZHOUCHI, ZHX-E-COMMERCE,  
ZUNYUDIANZIKEJI-USA, 3C MONING  
STARS STORE, SHOP1104081977 STORE,  
LOVING-SHOPPING STORE, IRONARROW  
STORE, SUPER FUTURE DIGITAL-OFFICE

Case No.

**FILED UNDER SEAL**

STORE, SHOP1104554211 STORE, 66  
CONSUMERELECTRONICS STORE,  
CREAMY DREAM STORE, SHOP1104484191  
STORE, KEEP-REAL WORLD STORE,  
YAHOO, SURPRISING! STORE, AMAGOGO  
STORE, FANCINATING GARDENING  
SUPPLIES STORE, BOUTIQUE HOUSEHOLD  
GOODS STORE, SHOP1102646572 STORE,  
QUEEN BEE HOUSE DECOR STORE,  
LINGLING ADORNMENT STORE, HOM-2024  
STORE, LIGHTING WITH TOOLS STORE,  
NEWLIFE520 STORE, ALI-CCA71 STORE,  
HELTC HOMELMPROVEMENT STORE, KIKI  
DIGITAL STORE, SHOP1102089085 STORE,  
GGO HOME STORE, MY PRETTYHOME  
STORE, LUMEN-ALL CATEGORIES  
SHOPPING STORE, MADTASTIC.ONLINE,  
CABESTDEAL, CHANDLER\_2501,  
GEWINDEER, PHRY2670\_3, BLOSSOMIN,  
BEST4U7687, FREEPOLICY, TIANZH\_3695,  
SIOLITARYER, SENXI-41, RONGHAI-03,  
BAOZHUI\_5, YHOJR888, LIANGZH24,  
HZXS972100, AIM FANS, AIPENGRY,  
AUUEGUY, BENEKY STORE, BINGZHI TOY  
DISCOUNT STORE, CFXNMZGR,  
CHARLODEY HOME MALL, CHEXIO  
CO.LTD, CHIHUOXIAMAQY, COWVEMLP,  
DONGXINRUI, ECOMUG, FLUFFBOX,  
FUNNYFAIRY INC, GIGGLEBOX CO.LTD,  
GROWSL, HAMSTER STORE, JUN JIA,  
KKIMR, LGYHJUIDO, LIWAI, LUMCQAQ,  
LUXETOYZ, LYFEI, QUALITY TOYS,  
RUIENSHANGMAO, RUIFUSHIDAI,  
RUSHAY, SAVING STORE, SHUYAN,  
UIKSHOP, XHLMNHD, XIANGTAI, YUSEIK  
HOME, LIL ZHE, YWEENG, KUOZHUOW,  
YUEITY HOME, YIZUN E-COMMERCE CO.,  
LTD., JINBOXIN CO., LTD, and A SIMPLE  
WORLD,

Defendants.

**COMPLAINT FOR DAMAGES AND INJUNCTIVE RELIEF**

Plaintiff hereby sues Defendants, the Individuals, Partnerships, and Unincorporated  
Associations identified in the Caption, which are set forth in **Schedule “A”** hereto (collectively

“Defendants”). All Defendants are knowingly and intentionally promoting, advertising, distributing, offering for sale, and selling knock-off and infringing versions of Plaintiff’s patented EZ OUTLET® outlet extender (the “Infringing Products”) and/or are making false claims regarding the products (the “Falsely Advertised Products”) (collectively, the “Infringing and Falsely Advertised Products”) they are promoting, advertising, distributing, offering for sale and selling on the Amazon.com, AliExpress.com, eBay.com, Wish.com, and Walmart.com online marketplaces (“Online Marketplaces”). Moreover, all Defendants are illegally doing so by operating under the seller identities and/or the online marketplace accounts as set forth on **Schedule “A”** hereto (the “Seller IDs” and collectively, the “Defendant Merchant Storefronts”). In support of its claims, Plaintiff alleges as follows:

#### **NATURE OF ACTION**

1. Plaintiff developed the EZ OUTLET® outlet extender (“Plaintiff’s Product”) and is the owner of the patent and all other intellectual property related thereto. Plaintiff is the owner of U.S. Patent Nos. D1,006,758 for OUTLET EXTENDER (issued Dec. 5, 2023) and 12,155,158 for WALL MOUNTING OUTLET EXTENDER (issued Nov. 26, 2024). Copies of Plaintiff’s Patents are attached hereto as **Exhibit 1**.

2. Plaintiff sells the EZ OUTLET® outlet extender through its own independent retail website (ezoutlet.com) and through its Amazon.com and Walmart.com storefronts. Plaintiff is the owner of various published photographs, videos, artwork, creative text and product instructions appearing on these webpages, screenshots of which are attached hereto **Exhibit 2**.

3. Plaintiff’s innovative rotatable and telescopic power outlet extender is intended to allow for relocation of a wall power outlet to a different, and more convenient, location without requiring electrical work or professional installation, without cluttering surrounding surfaces, and

that can be repositioned or remounted to accommodate changing needs. Below are three images of Plaintiff's EZ OUTLET<sup>®</sup> outlet extender:



4. Plaintiff's EZ OUTLET<sup>®</sup> outlet extender is listed by Intertek (a Nationally Recognized Testing Laboratory for the United States) as complying with UL Standard 498A for Current Taps and Adapters. Such compliance earned Plaintiff's Product the Electrical Testing Laboratories (ETL) certification which signifies to consumers that the approved products are safe for use and meet or exceed industry safety standards to minimize hazards such as electrical fires and/or shock.

5. Defendants' sale, distribution and advertising of the Infringing and Falsely Advertised Products are highly likely to cause consumers to believe that Defendants are offering genuine versions of Plaintiffs' Products, or a product of equal quality thereto, when in fact they are not.

6. Each Defendant has: (1) infringed Plaintiff's design patent; (2) unfairly competed with Plaintiff by using Plaintiff's images to advertise a product and delivering a different product to consumers that is not Plaintiff's product; (3) passing off fully assembled product as meeting applicable UL standards, when – at best – only a single component meets such standards; (4) unfairly competed with Plaintiff by falsely representing the product being sold is ETL certified as meeting applicable UL safety standards; and/or (5) unfairly competed with Plaintiff by falsely representing the product being sold is electrically grounded, when in fact the product is not electrically grounded. An example of a Defendant who is unlawfully doing several of the preceding items is set forth below:

<b>Product is Advertised Using Images of Plaintiff's EZ OUTLET®</b>	<b>Product Sold is Different From Product Advertised and Falsely Represents Product is Grounded</b>		
	<b>Outlet Side Showing Grounded Outlet</b>	<b>Blade Side of Plug Showing Grounded Plug</b>	<b>Plug Open Showing Two Wires (No Ground Wire)</b>
			

7. Defendants' Infringing and Falsely Advertised Products are substantially inferior to the genuine product. As poorly designed and manufactured products, Defendants' Infringing and Falsely Advertised Products create serious risk of harm to users by exposing them to the risk of electrical fires or shock. The Infringing and Falsely Advertised Products threaten to destroy the reputation of high quality and safety that Plaintiff's Products have earned.

8. On information and belief, Defendants' sale of Infringing and Falsely Advertised Products gives rise to a plausible expectation that discovery will reveal that Defendants' actions all arise from the same transaction, occurrence, or series of transactions. The Infringing Products and false advertisements share similar characteristics including, for example, colors, shapes, sizes, and the nature of the false claims set forth.

9. Plaintiff therefore brings this action for federal unfair competition and false advertisement in violation of Section 43(a) of the Trademark Act of 1946, as amended, patent infringement of Plaintiff's federally registered patents in violation of the Patent Act, common law unfair competition pursuant to 15 U.S.C. § 1125(a), 35 U.S.C. § 281, 28 U.S.C. § 1338(a)-(b), and 28 U.S.C. § 1331.

#### **JURISDICTION AND VENUE**

10. This Court has original subject matter jurisdiction over the federal claims in this action pursuant to the provisions of the Patent Act and the Lanham Act. 35 U.S.C. § 281, 15 U.S.C. § 1125(a), 28 U.S.C. § 1338(a)-(b), and 28 U.S.C. § 1331. This Court has supplemental jurisdiction pursuant to 28 U.S.C. § 1367 over Plaintiff's state law claims because those claims are so related to the federal claims that they form part of the same case or controversy.

11. Personal jurisdiction over a non-resident of the state in which the Court sits is proper to the extent authorized by the state's laws. Fed. R. Civ. P. 4(e). Pennsylvania authorizes personal jurisdiction over each Defendant pursuant to § 5322 of the Pennsylvania Consolidated Statutes, Title 42, (the "Pennsylvania Long Arm Statute") which provides in pertinent part:

(a) **General Rule.** A tribunal of this Commonwealth may exercise personal jurisdiction over a person ... who acts directly or by an agent, as to a cause of action or other matter arising from such person:

(1) Transacting any business in this Commonwealth [including, but not limited to:]...

(i) The doing by any person in this Commonwealth of a series of similar acts for the purpose of thereby realizing pecuniary benefit or otherwise accomplishing an object.

(ii) The doing of a single act in this Commonwealth for the purpose of thereby realizing pecuniary benefit or otherwise accomplishing an object with the intention of initiating a series of such acts.

(iii) The shipping of merchandise directly or indirectly into or through this Commonwealth.

(iv) The engaging in any business or profession within this Commonwealth.

\* \* \*

(3) Causing harm or tortious injury by an act or omission in this Commonwealth.

(4) Causing harm or tortious injury in this Commonwealth by an act or omission outside this Commonwealth.

\* \* \*

(10) Committing any violation within the jurisdiction of this Commonwealth of any statute ... or rule or regulation promulgated thereunder by any government unit.

**(b) Exercise of full constitutional power over nonresidents.** In addition to the provisions of subsection (a) the jurisdiction of the tribunals of this Commonwealth shall extend to all persons who are not within the scope of section 5301 (relating to persons) to the fullest extent allowed under the Constitution of the United States and may be based on the most minimum contact with this Commonwealth allowed under the Constitution of the United States.

42 Pa. Cons. Stat. § 5322.

12. The Pennsylvania Long Arm Statute confers personal jurisdiction over the Defendants because Defendants regularly conduct, transact, and/or solicit business in Pennsylvania and in this Judicial District and, upon information and belief, derive substantial revenue from their business transactions in Pennsylvania and in this Judicial District. Defendants have availed themselves of the privileges and protections of the laws of Pennsylvania, such that this Court's assertion of jurisdiction over Defendants does not offend traditional notions of fair play and substantial justice. Defendants should reasonably expect that their actions in and outside

of Pennsylvania would subject them to legal action in Pennsylvania and this Judicial District. For example:

a. Defendants have directed their business activities at consumers in Pennsylvania via Online Marketplaces, through which consumers in Pennsylvania can view Defendants' online storefronts, communicate with Defendants regarding Defendants' Infringing and Falsely Advertised Products, and place orders for, purchase, and receive delivery of Defendants' Infringing and Falsely Advertised Products in Pennsylvania.

b. Defendants are sophisticated sellers on Online Marketplaces, each operating one or more commercial businesses through which Defendants operate online storefronts to promote, advertise, distribute, offer for sale, and sell the Infringing and Falsely Advertised Products imported into the United States.

c. Defendants (although foreign entities) accept payment in U.S. Dollars and offer shipping to Pennsylvania and this Judicial District (and calculate, charge, and remit tax based on sales into Pennsylvania and this Judicial District).

d. Upon information and belief, Defendants have created an infringing and unfair marketplace operating in parallel to the legitimate marketplace of Plaintiff and third parties authorized to sell products embodying Plaintiff's patented inventions and which unfairly compete with Plaintiff, including: employing and benefitting from substantially similar paid advertising, marketing, and advertising strategies (*e.g.*, search engine optimization or "SEO"), in order to make their online storefronts appear more relevant and target a consumer searching for products embodying Plaintiff's patented inventions. By their actions, in addition to the damages associated with unauthorized use of Plaintiff's patented invention and Defendants' unfair competition, Defendants are causing

concurrent and irreparable harm to Plaintiff and the consuming public by: (1) depriving Plaintiff of its right to fairly compete for space within the various Online Marketplaces' search results and reducing the visibility of Plaintiff's inventions in the various Online Marketplaces; (2) diluting and eroding the retail market price for Plaintiff's inventions; (3) causing overall degradation of the value of goodwill associated with Plaintiff's inventions; and (4) increasing Plaintiff's overall cost to market its goods and educate consumers about Plaintiff's inventions.

e. Defendants are concurrently targeting their unlawful activities toward consumers in, and causing harm in, Pennsylvania.

f. Defendants reside and/or operate in foreign jurisdictions with intellectual property enforcement systems and are cooperating by creating an illegal stream of infringing goods. (*See, e.g.*, <https://sellerdefense.cn/>). Defendants regularly remove and add products from their online storefronts, making it extremely difficult to enforce Plaintiff's intellectual property under the laws of the United States.

g. Upon information and belief, Defendants are aware of Plaintiff and Plaintiff's patented inventions and are aware that their infringement is likely to cause harm to Plaintiff in the United States, Pennsylvania, and this Judicial District.

h. Upon information and belief, Defendants are aware that they are making false claims by stating that their outlet extenders are electrically grounded and are aware that such false advertisements are likely to cause harm to Plaintiff, and consumers, in the United States, Pennsylvania, and this Judicial District.

i. Plaintiff is suffering irreparable and indivisible injury and has suffered substantial damages as a result of Defendants' unauthorized sale of the Infringing and Falsely Advertised Products and unfair competition in direct competition with Plaintiff.

13. Alternatively, if Defendants contend that their use of the Online Marketplaces should not be construed as contacts with the individual states and the Court accepts that contention, Federal Rule of Civil Procedure 4(k)(2) confers personal jurisdiction over Defendants because the claims asserted herein arise under federal law, Defendants would not be subject to jurisdiction in any state's courts of general jurisdiction, and exercising jurisdiction is consistent with the United States Constitution and laws. For example, exercising jurisdiction is constitutionally permissible because:

a. Defendants have purposefully directed their activities at the United States. The Defendants have voluntarily chosen to open accounts on the Online Marketplaces to access the United States' market. Upon information and belief, the Online Marketplaces target the entire United States, and do not provide sellers like Defendants with the ability to opt into or out of any particular jurisdiction (*e.g.*, state) within the United States. The Online Marketplaces chosen by Defendants: (1) provide prices in U.S. dollars; (2) advertise free shipping to U.S. buyers, including buyers in Pennsylvania, and (3) provide testimonials of and reviews by U.S. buyers.

b. Upon information and belief, Defendants have each had sales of the Infringing and/or Falsely Advertised Products in the United States.

c. The Plaintiff's injuries arise from Defendants' forum-related activities. Defendants' offer to sell, sale, and distribution of the Infringing and Falsely Advertised Products to U.S. residents is a but for cause of all of the infringement alleged in this

action. Defendants know or should know that infringement of inventions patented by U.S. entities or persons and unfair competition on U.S. marketplaces is likely to injure U.S. residents.

14. Venue is proper in this Court pursuant to 28 U.S.C. § 1391. Defendants do not reside in the United States and are subject to venue in any district. Further, Defendants solicit business from this Judicial District and, upon information and belief, conduct and transact significant business in this Judicial District.

### INTRODUCTION

15. Plaintiff, TOKA, LLC, is the owner of the intellectual property protecting Plaintiff's EZ OUTLET® outlet extender.

16. This action has been filed by Plaintiff to combat online sellers who trade upon Plaintiff's reputation, goodwill, and valuable intellectual property by selling and/or offering for sale knock-offs of Plaintiff's EZ OUTLET® outlet extender. In addition, Defendants unfairly compete with Plaintiff by making false claims that the product being sold is electrically grounded when it is not.

17. Plaintiff is the owner of U.S. Patent Nos. D1,006,758 for OUTLET EXTENDER (issued Dec. 5, 2023) and 12,155,158 for WALL MOUNTING OUTLET EXTENDER (issued Nov. 26, 2024) and the patents are attached hereto as **Exhibit 1**. Upon information and belief, the patents were issued prior to the Defendants' acts of infringement.

18. In an effort to illegally profit from the Plaintiff's EZ OUTLET® outlet extender, Defendants have created numerous Defendant Merchant Storefronts and designed them to unfairly compete with Plaintiff.

19. The Defendant Merchant Storefronts share unique identifiers, such as design elements and similarities of the unauthorized products offered for sale and false claims made in the advertisement and promotion thereof, establishing a logical relationship between them and suggesting that Defendants' illegal operations arise out of the same transaction, occurrence, or series of transactions or occurrences. Defendants attempt to avoid liability by going to great lengths to conceal both their identities and the full scope and interworking of their illegal operation.

20. Plaintiff is forced to file this action to combat Defendants' piracy of the EZ OUTLET® outlet extender design. Plaintiff has been and continues to be irreparably damaged through loss of control over the use of its intellectual property, reputation, goodwill, the quality, and ability to license as a result of Defendants' actions and seeks injunctive and monetary relief.

21. The rise of online retailing, coupled with the ability of e-commerce sites to hide their identities, has made it nearly impossible for policing actions to be undertaken by Plaintiff because taking advantage of takedown procedures to remove infringing products would be an ineffective and endless game of whack-a-mole against the mass piracy that is occurring over the internet. Sadly, a swarm of infringers have decided to trade upon Plaintiff's reputation, goodwill, and valuable patents by selling and/or offering for sale products that either do infringe upon or are falsely advertised as infringing upon Plaintiff's patent. The aggregated effect of the mass piracy that is taking place has overwhelmed Plaintiff and Plaintiff's ability to police Plaintiff's rights against the hundreds of anonymous defendants who are selling illegal infringing products at prices below an original.

22. The Defendant Merchant Storefronts share unique identifiers, such as design elements and similarities of the unauthorized products offered for sale and false claims made in

the advertisement and promotion thereof, establishing a logical relationship between them and suggesting that Defendants' illegal operations arise out of the same transaction, occurrence, or series of transactions or occurrences. Defendants use aliases to avoid liability by going to great lengths to conceal both their identities as well as the full scope and interworking of their illegal network.

23. Plaintiff has been and continues to be irreparably harmed through loss of control over Plaintiff's reputation, goodwill, ability to license and the quality of Plaintiff's goods.

24. Further, the consuming public is harmed by Defendants' deceptive advertising. Defendants deceive potential purchasers into believing that they are purchasing Plaintiff's product, a product of equal quality, or a similar product that is electrically grounded but are receiving a product that is substantially inferior to what is advertised.

25. Plaintiff's investigation shows that the telltale signs of an illegal piracy ring are present in the instant action. For example, Schedule A shows the use of store names by the Defendant Merchant Storefronts that employ no normal business nomenclature and, instead, have the appearance of being made up, or if a company that appears to be legitimate is used, online research shows that there is no known address for the company. Thus, the Defendant Merchant Storefronts are using fake online storefronts designed to appear to be selling genuine EZ OUTLET<sup>®</sup> outlet extenders, while selling inferior imitations. The Defendant Merchant Storefronts also share unique identifiers, such as design elements and similarities of the infringing products offered for sale and the false claims made in the advertisement and promotion thereof, establishing a logical relationship between them and suggesting that Defendants' illegal operations arise out of the same transaction, occurrence, or series of transactions or occurrences. Defendants attempt to avoid liability by going to great lengths to conceal both their identities and the full scope and interworking

of their illegal piracy operation. Plaintiff is forced to file this action to combat Defendants' infringement of Plaintiff's patented EZ OUTLET<sup>®</sup> outlet extender design, as well as to protect unknowing consumers from purchasing unauthorized and unsafe imitations of the EZ OUTLET<sup>®</sup> outlet extender.

### **THE PLAINTIFF**

26. Plaintiff, TOKA, LLC, is a Connecticut corporation with its principal place of business located at 351 Pemberwick Road, Ste 914, in Greenwich.

27. Plaintiff developed and is engaged in the business of manufacturing and distributing, throughout the world, including within this district, the EZ OUTLET<sup>®</sup> outlet extender through its website, ezoutlet.com, and its amazon.com and walmart.com storefronts. Plaintiff is the owner of the United States Design and Utility Patents that protect the EZ OUTLET<sup>®</sup> outlet extender and all intellectual property relating thereto. Defendants, through the sale and offer to sell Infringing Products are directly, and unfairly, competing with Plaintiff's economic interest in the Commonwealth of Pennsylvania and causing Plaintiff harm within this jurisdiction.

28. Like many other brand owners, Plaintiff suffers ongoing daily and sustained violations of their rights at the hands of infringers, such as Defendants herein, who wrongfully compete with Plaintiff for the purposes of (i) duping and confusing the consuming public and (ii) earning substantial profits. The natural and intended byproduct of Defendants' actions is the erosion and destruction of the goodwill associated with Plaintiff's EZ OUTLET<sup>®</sup> outlet extender and the destruction of the legitimate market sector in which Plaintiff operates.

29. The recent explosion of counterfeiting and infringement over the Internet, including through online marketplace platforms, has created an environment that requires brand

owners, such as Plaintiff, to expend significant time and money across a wide spectrum of efforts in order to protect both consumers and Plaintiffs from the ill effects of confusion and the erosion of the goodwill associated with Plaintiff's brand.

30. Plaintiff has expended substantial time, money, and other resources in developing, advertising, building up and developing consumer awareness, goodwill, and recognition of, and otherwise promoting the EZ OUTLET<sup>®</sup> outlet extender. As a result of Plaintiff's efforts and the quality of the product, consumers, the public, and the trade have become familiar with the EZ OUTLET<sup>®</sup> outlet extender and associate it exclusively with Plaintiff.

31. The success of the EZ OUTLET<sup>®</sup> outlet extender is due, in large part, to Plaintiff's marketing, promotional, and distribution efforts.

32. Plaintiff has made efforts to protect Plaintiff's interests in and to the EZ OUTLET<sup>®</sup> outlet extender. No one other than Plaintiff and Plaintiff's licensees are authorized to manufacture, import, export, advertise, create derivative products, offer for sale, or sell products utilizing the teachings of Plaintiff's Patents and the EZ OUTLET<sup>®</sup> outlet extender without the express written permission of Plaintiff.

### **THE DEFENDANTS**

33. Defendants are individuals and business entities who, upon information and belief, reside in the People's Republic of China or other foreign jurisdictions. Defendants conduct business throughout the United States, including within Pennsylvania and in this judicial district, through the operation of the fully interactive commercial websites and online marketplaces operating under the Defendant Merchant Storefronts. Each Defendant targets the United States, including Pennsylvania, and has offered to sell and, on information and belief, has sold and

continues to sell knockoffs of Plaintiff's product to consumers within the United States, including Pennsylvania and in this judicial district.

### **THE DEFENDANTS' UNLAWFUL CONDUCT**

34. The success of the EZ OUTLET<sup>®</sup> has resulted in significant knock offs of Plaintiff's product. Plaintiff has identified numerous fully interactive websites and marketplace listings on various platforms. Each Defendant targets consumers in the United States, including the Commonwealth of Pennsylvania, and has offered to sell and, on information and belief, has sold and continues to sell products that unfairly compete with Plaintiff's EZ OUTLET<sup>®</sup> outlet extender ("Infringing Products") and/or are making false claims regarding the products (the "Falsely Advertised Products") (collectively, the "Infringing and Falsely Advertised Products") they are promoting, advertising, distributing, offering for sale and selling to consumers within the United States, including the Commonwealth of Pennsylvania.

35. Upon information and belief, Defendants facilitate sales by designing the Defendant Merchant Storefronts so that they appear to unknowing consumers to be authorized online retailers, outlet stores, or wholesalers selling genuine EZ OUTLET<sup>®</sup> outlet extenders and/or alternative outlet extenders that are electrically grounded.

36. Defendants' use Plaintiff's patented EZ OUTLET<sup>®</sup> outlet extender design to manufacture, advertise, and sell unauthorized knock-offs of the EZ OUTLET<sup>®</sup> outlet extender. These Infringing Products are virtually identical in appearance to Plaintiff's authentic products, making it so that prospective purchasers cannot distinguish between the products prior to the point of sale, but upon receipt, Defendants' Infringing Products are of inferior quality.

37. Defendants further unfairly compete with Plaintiff by using images of Plaintiff's EZ OUTLET<sup>®</sup> outlet extender to advertise, offer for sale, and sell products that are different than

those shown in the images, and which are not authorized or legitimate uses of the EZ OUTLET® outlet extender design.

38. Defendants' unfairly compete with Plaintiff by making false representations as to the origin of the Infringing Products as well as by making false claims as to the characteristics and qualities of the Infringing Products.

39. Defendants falsely claim the Infringing Products they are advertising, offering for sale, and selling originate from Plaintiff and are authorized and legitimate goods. They do so by using Plaintiff's patented EZ OUTLET® outlet extender design, images, and other intellectual property related thereto to create the appearance that Plaintiff is the source of the Infringing Products.

40. Further, Defendants make false and misleading claims that their fully assembled products are certified to comply with applicable UL safety standards, when – at best – only a component is so certified.

41. Further, Defendants make false and misleading claims that their products are safe and are ETL certified, for example by saying the following in the product's Amazon listing:

- Safety Easy Installation: The extended outlet comes with damage-free velcro command strips, securely attaching to walls without mess or damage, and is ETL certified for indoor use

42. Further, Defendants make implicit and explicit false claims that their products are electrically grounded. Defendants implicitly claim that their products are electrically grounded by mimicking the external appearance of the EZ OUTLET® outlet extender, which is known for its safety and is electrically grounded. The images used by Defendants to advertise the Infringing Products show grounded outlets and an additional blade on the plug indicating that it is grounded. However, when the Defendants' products were opened, there were only two wires and there was no ground wire present.

43. Defendants make explicit false claims that their Infringing Products are electrically grounded in the product details and descriptions. By including such false claims, Defendants delude consumers into believing that their products of equal quality and safety as Plaintiff's, which is untrue.

44. The Defendant Merchant Storefronts intentionally conceal their identities and the full scope of their piracy operations in an effort to deter Plaintiff from learning Defendants' true identities and the exact interworking of Defendants' illegal operations. Through their operation of the Defendant Merchant Storefronts, Defendants are directly and personally contributing to, inducing, and engaging in the sale of Infringing and Falsely Advertised Products.

45. Upon information and belief, at all times relevant hereto, the Defendants in this action have had full knowledge of Plaintiff's ownership of the EZ OUTLET® patents, including Plaintiff's exclusive right to use and license such intellectual property and the goodwill associated therewith.

46. Defendants often go to great lengths to conceal their identities by often using multiple fictitious names and addresses to register and operate their massive network of Defendant Merchant Storefronts. Upon information and belief, Defendants regularly create new websites and online marketplace accounts on various platforms using the identities listed in "**Schedule A**" to the Complaint, as well as other unknown fictitious names and addresses. Such Defendant Internet Store registration patterns are one of many common tactics used by the Defendants to conceal their identities, the full scope and interworking of their massive pirating operation, and to avoid being shut down.

47. The Infringing and Falsely Advertised Products for sale in the Defendant Merchant Storefronts bear similarities and indicia of being related to one another, suggesting that the

Infringing Products were manufactured by and come from a common source and that, upon information and belief, Defendants are interrelated.

48. In addition to operating under multiple fictitious names, Defendants in this case and defendants in other similar cases against online infringers use a variety of other common tactics to evade enforcement efforts. For example, infringers like Defendants will often register new online marketplace accounts under new aliases once they receive notice of a lawsuit.

49. Further, infringers such as Defendants typically operate multiple credit card merchant accounts and third-party accounts, such as PayPal, Inc. (“PayPal”) accounts, behind layers of payment gateways so that they can continue operation in spite of Plaintiff’s enforcement efforts. Upon information and belief, Defendants maintain offshore bank accounts and regularly move funds from their PayPal accounts to offshore bank accounts outside the jurisdiction of this Court. Indeed, analysis of PayPal transaction logs from previous similar cases indicates that offshore infringers regularly move funds from U.S.-based PayPal accounts to foreign-based bank accounts, such as China-based bank accounts, outside the jurisdiction of this Court.

50. Defendants, without any authorization or license, have knowingly and willfully pirated the EZ OUTLET® outlet extender in connection with the advertisement, distribution, offering for sale, and sale of illegal products into the United States and Pennsylvania over the internet. Each Defendant Internet Store offers shipping to the United States, including Pennsylvania, and, on information and belief, each Defendant has offered to sell Infringing Products into the United States, including Pennsylvania.

51. Each Defendant was, and is currently, offering for sale and selling the Infringing and Falsely Advertised Products to the consuming public via Defendants’ online storefronts

using their Seller IDs. Defendants provide shipping, have actually shipped, and/or stand ready, willing, and able to ship the Infringing Products to customers located within this Judicial District.

**COUNT I**  
**DESIGN PATENT INFRINGEMENT**  
**(offering Plaintiff's product for sale)**

**Plaintiff vs. Defendant Nos. 1, 4, 5, 6, 7, 11, 13, 14, 15, 17, 19, 28, 32, 36, 40, 44, 47, 48, 52, 55, 59, 60, 82, 93, 97, 98, 99, 100, 101, 102, 103, 104, 105, 106, 107, 110, 112, 113, 114, 115, 116, 117, 118, 119, 120, 121, 122, 123, 124, 126, 130, 134, 136, 137, 139, 140, 141, 144, 145, 148, 151**

52. Plaintiff repeats and incorporates by reference herein the allegations contained in the above paragraphs of this Complaint.

53. Plaintiff is the assignee and lawful owner of the United States Patent Nos. D1,006,758 for OUTLET EXTENDER (issued Dec. 5, 2023) and holds all right, title, and interest in and to the aforesaid Patent and the EZ OUTLET® outlet extender which is the subject thereof. Plaintiff's patents are valid and enforceable, a true and correct copy of which is attached as **Exhibit 1**.

54. At all relevant times, Plaintiff has been the holder of the pertinent exclusive rights infringed by Defendants, as alleged hereunder, including but not limited to the patented EZ OUTLET® outlet extender design and any intellectual property related thereto.

55. Defendants have infringed, and will continue to infringe, the EZ OUTLET® outlet extender patents either directly or indirectly through acts of contributory infringement or inducement in violation of 35 U.S.C. § 271 by making, using, selling, offering for sale, and/or importing into the United States products that infringe upon Plaintiff's patented EZ OUTLET® outlet extender, namely the outlet extenders that are offered for sale by Defendants using Plaintiff's images.

56. Defendants' infringement, contributory infringement and/or inducement to infringe has injured Plaintiff, and Plaintiff is therefore entitled to recover damages adequate to compensate it for such infringement, but in no event less than a reasonable royalty.

57. The foregoing acts of infringement constitute a collective enterprise of shared, overlapping facts and have been willful, intentional, and in disregard of and with indifference to the rights of the Plaintiff.

58. Defendants' direct and indirect infringement of Plaintiff's Patents has damaged and will continue to damage Plaintiff.

59. Plaintiff is entitled to recover damages adequate to compensate it for Defendants' direct and indirect infringement. Plaintiff is entitled to an equitable accounting of Defendants' profits.

60. Defendants' infringement, contributory infringement and/or inducement to infringe has been willful and deliberate because Defendants have notice of or knew of the '158 Patents and have nonetheless injured and will continue to injure Plaintiff, unless and until this Court enters an injunction, which prohibits further infringement and specifically enjoins further manufacture, use, sale, importation and/or offer for sale of products or services that come within the scope of the '158 Patent.

61. Defendants willfully infringed and continue to willfully infringe upon Plaintiff's Patent and the EZ OUTLET® outlet extender.

62. The conduct of each Defendant is causing and, unless enjoined and restrained by this Court, will continue to cause Plaintiff great and irreparable injury that cannot fully be compensated or measured in money. Plaintiff has no adequate remedy at law. Plaintiff is entitled

to injunctive relief prohibiting each Defendant from further infringing Plaintiff's patents and ordering that each Defendant destroy all Infringing Products.

63. Based on Defendants' wrongful conduct, Plaintiff is entitled to injunctive relief as well as monetary damages and other remedies as provided by the Patent Act, including damages that Plaintiff has sustained and will sustain as a result of Defendants' illegal and infringing actions as alleged herein, enhanced discretionary damages and reasonable attorneys' fees and costs.

**COUNT II**  
**FEDERAL UNFAIR COMPETITION**  
**(use of Plaintiff's images in advertisements and**  
**delivering a product that differs from what is shown in the images)**

**Plaintiff vs. Defendant Nos. 1, 4, 5, 6, 7, 11, 13, 14, 15, 17, 19, 28, 32, 36, 40, 44, 47, 48, 52, 55, 59, 60, 82, 93, 97, 98, 99, 100, 101, 102, 103, 104, 105, 106, 107, 110, 112, 113, 114, 115, 116, 117, 118, 119, 120, 121, 122, 123, 124, 126, 130, 134, 136, 137, 139, 140, 141, 144, 145, 148, 151**

64. Plaintiff hereby adopts and re-alleges the allegations set forth in the preceding paragraphs as if set forth herein.

65. Upon information and belief, Defendants' Falsely Advertised Products have been widely advertised and offered for sale throughout the United States via at least one fully interactive Internet Marketplace.

66. The foregoing acts of Defendants constitute false advertising and false representations in violation of Section 43(a) of the Lanham Act.

67. Defendants have made and are continuing to make materially false statements of fact about the characteristics and/or qualities of their lights in their online product listings and descriptions.

68. These false statements are material because they have and are likely to continue to influence consumers' purchasing decisions.

69. Defendants' statements have actually deceived and/or have the tendency to deceive a substantial segment of consumers, who have relied or will likely rely on Defendants' false statements in making their flashlight purchasing decisions.

70. Defendants have caused their false statements to enter interstate trade or commerce.

71. As a direct and proximate result of Defendants' false and deceptive campaign, Plaintiff is suffering immediate and continuing irreparable injury for which there is no adequate remedy at law.

72. Defendants' false advertising is knowing and willful. Plaintiff is entitled to injunctive relief and to the recovery of all available damages, attorneys' fees, costs and Defendants' profits.

73. Because of Defendants' deliberate, willful, and/or bad faith conduct, Plaintiff is entitled to a determination that is an exceptional case within the meaning of Section 35 of the Lanham Act. 15 U.S.C. §1117.

74. Based on Defendants' wrongful conduct, Plaintiff is entitled to injunctive relief, Plaintiff's actual damages and Defendants' profits in an amount to be proven at trial, enhanced discretionary damages for willful infringement, and reasonable attorneys' fees and costs.

**COUNT III**  
**FEDERAL UNFAIR COMPETITION**  
**(passing off fully assembled product as meeting applicable UL standards)**

**Plaintiff vs. Defendant Nos. 2, 3, 5, 8, 9, 10, 12, 18, 20, 21, 23, 24, 26, 29, 30, 32, 33, 41, 42, 43, 44, 45, 46, 47, 48, 54, 55, 56, 57, 58, 73, 76, 78, 79, 80, 82, 93, 94, 95, 97, 107, 108, 109, 111, 117, 118, 128, 133, 135, 146, 147, 149, 150, 151**

75. Plaintiff hereby adopts and re-alleges the allegations set forth in the preceding paragraphs as if set forth herein.

76. The foregoing acts of Defendants constitute false advertising and false representations in violation of Section 43(a) of the Lanham Act.

77. Defendants have made and are continuing to make materially false statements of fact about the characteristics and/or qualities of their lights in their online product listings and descriptions.

78. These false statements are material because they have and are likely to continue to influence consumers' purchasing decisions.

79. Defendants' statements have actually deceived and/or have the tendency to deceive a substantial segment of consumers, who have relied or will likely rely on Defendants' false statements in making their flashlight purchasing decisions.

80. Defendants have caused their false statements to enter interstate trade or commerce.

81. As a direct and proximate result of Defendants' false and deceptive campaign, Plaintiff is suffering immediate and continuing irreparable injury for which there is no adequate remedy at law.

82. Defendants' false advertising is knowing and willful. Plaintiff is entitled to injunctive relief and to the recovery of all available damages, attorneys' fees, costs and Defendants' profits.

83. Because of Defendants' deliberate, willful, and/or bad faith conduct, Plaintiff is entitled to a determination that is an exceptional case within the meaning of Section 35 of the Lanham Act. 15 U.S.C. §1117.

84. Based on Defendants' wrongful conduct, Plaintiff is entitled to injunctive relief, Plaintiff's actual damages and Defendants' profits in an amount to be proven at trial, enhanced discretionary damages for willful infringement, and reasonable attorneys' fees and costs.

**COUNT IV**  
**FEDERAL UNFAIR COMPETITION**  
**(falsely stating products are ETL certified)**

**Plaintiff vs. Defendant Nos. 2, 3, 4, 5, 6, 7, 8, 9, 10, 11, 12, 14, 15, 17, 18, 19, 20, 21, 22, 23, 24, 26, 28, 29, 30, 31, 32, 33, 35, 36, 37, 38, 39, 40, 41, 42, 43, 44, 45, 46, 47, 48, 49, 51, 52, 54, 55, 56, 57, 58, 59, 60, 61, 62, 63, 64, 66, 67, 73, 76, 78, 79, 80, 82, 83, 93, 94, 95, 97, 100, 106, 107, 108, 109, 110, 111, 115, 117, 118, 121, 123, 124, 128, 133, 134, 135, 136, 137, 140, 146, 147, 149, 150, 151**

85. Plaintiff repeats and incorporates by reference herein the allegations contained in the above paragraphs of this Complaint.

86. The foregoing acts of Defendants constitute false advertising and false representations in violation of Section 43(a) of the Lanham Act.

87. Defendants have made and are continuing to make materially false statements of fact about the characteristics and/or qualities of their outlet extenders in their online product listings and descriptions.

88. These false statements are material because they pertain to the safety of the device and have and are likely to continue to influence consumers' purchasing decisions.

89. Defendants' statements have actually deceived and/or have the tendency to deceive a substantial segment of consumers, who have relied or will likely rely on Defendants' false statements in making their purchasing decisions.

90. Defendants have caused their false statements to enter interstate trade or commerce.

91. As a direct and proximate result of Defendants' false and deceptive campaign, Plaintiff is suffering immediate and continuing irreparable injury for which there is no adequate remedy at law.

92. Defendants' false advertising is knowing and willful. Plaintiff is entitled to injunctive relief and to the recovery of all available damages, attorneys' fees, costs and Defendants' profits.

93. Because of Defendants' deliberate, willful, and/or bad faith conduct, Plaintiff is entitled to a determination that this is an exceptional case within the meaning of Section 35 of the Lanham Act. 15 U.S.C. §1117.

**COUNT V**  
**FEDERAL UNFAIR COMPETITION**  
**(falsely representing products are grounded)**

**Plaintiff vs. Defendants Nos. 1, 4, 5, 6, 7, 8, 9, 10, 11, 12, 13, 14, 15, 20, 21, 29, 30, 32, 42, 43, 45, 46, 47, 48, 51, 52, 54, 55, 56, 57, 58, 68, 69, 70, 71, 72, 73, 74, 75, 76, 78, 79, 80, 82, 83, 84, 85, 86, 87, 88, 89, 91, 92, 93, 94, 97, 100, 101, 102, 103, 104, 105, 112, 113, 114, 115, 116, 117, 118, 120, 121, 122, 124, 126, 130, 133, 134, 137, 141, 142, 143, 144, 145, 146, 148, 149**

94. Plaintiff repeats and incorporates by reference herein the allegations contained in the above paragraphs of this Complaint.

95. The foregoing acts of Defendants constitute false advertising and false representations in violation of Section 43(a) of the Lanham Act.

96. Defendants have made and are continuing to make materially false statements of fact about the characteristics and/or qualities of their outlet extenders in their online product listings and descriptions.

97. These false statements are material because they pertain to the safety of the device and have and are likely to continue to influence consumers' purchasing decisions.

98. Defendants' statements have actually deceived and/or have the tendency to deceive a substantial segment of consumers, who have relied or will likely rely on Defendants' false statements in making their purchasing decisions.

99. Defendants have caused their false statements to enter interstate trade or commerce.

100. As a direct and proximate result of Defendants' false and deceptive campaign, Plaintiff is suffering immediate and continuing irreparable injury for which there is no adequate remedy at law.

101. Defendants' false advertising is knowing and willful. Plaintiff is entitled to injunctive relief and to the recovery of all available damages, attorneys' fees, costs and Defendants' profits.

102. Because of Defendants' deliberate, willful, and/or bad faith conduct, Plaintiff is entitled to a determination that this is an exceptional case within the meaning of Section 35 of the Lanham Act. 15 U.S.C. §1117.

**COUNT VI  
COMMON LAW UNFAIR COMPETITION**

**Plaintiff vs. All Defendants**

103. Plaintiff repeats and incorporates by reference herein the allegations contained in the above paragraphs of this Complaint.

104. Pennsylvania's common law prohibition of unfair competition prohibits unfair competition by means of deceptive marketing and acts or practices that are actionable under federal or state statutes.

105. Defendants have infringed upon Plaintiff's patented EZ OUTLET® outlet extender design by creating knock-off products and have engaged in deceptive marketing by making literally false representations about the characteristics and/or qualities of their products.

106. As a result of Defendants' promoting, advertising, offering for sale, selling, and distribution of Infringing Products and goods which have been falsely represented as being electrically grounded, Defendants have and continue to violate Pennsylvania's common law of unfair competition.

107. Defendants are promoting and otherwise advertising, selling, offering for sale, and distributing goods bearing and/or using infringements of the patented EZ OUTLET® outlet extender design and/or using false claims as to the product's characteristics to unfairly compete with Plaintiff and others on Internet marketplaces, for space in search results across an array of search terms, and for visibility on the World Wide Web.

108. Defendants' infringing activities are likely to cause and actually are causing confusion, mistake, and deception among members of the trade and the general consuming public as to the origin and quality of Defendants' products by their use of Plaintiff's patented EZ OUTLET® outlet extender design.

109. Defendants' false advertisements are likely to cause and actually are causing confusion, mistake, and deception among members of the trade and the general consuming public as to the characteristics and/or qualities of Defendants' products by their use of literally false statements in their advertisements.

110. Plaintiff has no adequate remedy at law and is suffering irreparable injury and damages as a result of Defendants' actions.

111. As a result of Defendants' actions alleged herein, Plaintiff is entitled to injunctive relief, an order granting Plaintiff's damages and Defendants' profits stemming from their false advertisements, and exemplary or punitive damages for Defendants' intentional misconduct.

### **PRAYER FOR RELIEF**

WHEREFORE, Plaintiff prays for judgment against Defendants as follows:

1) That Defendants, their affiliates, officers, agents, employees, attorneys, and all persons acting for, with, by, through, under, or in active concert with them be temporarily, preliminarily, and permanently enjoined and restrained from:

- a. Making, using, advertising, selling, offering to sell, or distributing any products that infringe upon Plaintiff's Patents and are not authorized EZ OUTLET<sup>®</sup> outlet extenders or is not authorized by Plaintiff to be sold in connection with the EZ OUTLET<sup>®</sup> brand;
- b. passing off, inducing, or enabling others to sell or pass off any product not produced under the authorization, control, or supervision of Plaintiff and approved by Plaintiff for sale under the EZ OUTLET<sup>®</sup> outlet extender patent;
- c. further infringing upon the patented EZ OUTLET<sup>®</sup> and damaging Plaintiff's goodwill;
- d. shipping, delivering, holding for sale, transferring or otherwise moving, storing, distributing, returning, or otherwise disposing of, in any manner, products or inventory not authorized by Plaintiff to be sold or offered for sale, and which directly use the EZ OUTLET<sup>®</sup> outlet extender intellectual property, which are falsely advertised as being grounded when they are not, and/or which are advertised using Plaintiff's copyrighted images despite the actual product that is delivered being different; and

- e. using, linking to, transferring, selling, exercising control over, or otherwise owning the Defendant Merchant Storefronts, or any other online marketplace account that is being used to sell products or inventory not authorized by Plaintiff which are derived from Plaintiff's Patents protecting the EZ OUTLET<sup>®</sup> outlet extender;
- 2) Entry of an Order that, upon Plaintiff's request, those in privity with Defendants and those with notice of the injunction, including any online marketplaces, social media platforms, Facebook, YouTube, LinkedIn, Twitter, internet search engines such as Google, Bing, and Yahoo, web hosts for the Defendant Merchant Storefronts, shall:
- a. disable and cease providing services for any accounts through which Defendants engage in the sale of products not authorized by Plaintiff which infringe upon the EZ OUTLET<sup>®</sup> design, use Plaintiff's copyrighted images of the EZ OUTLET<sup>®</sup> outlet extender to advertise competing products, or that advertise such products using false claims stating that the product is electrically grounded, including any accounts associated with the Defendants listed on Schedule A;
  - b. disable and cease displaying any advertisements used by or associated with Defendants in connection with the sale of products not authorized by Plaintiff which are derived from the EZ OUTLET<sup>®</sup> outlet extender or that include false claims; and
  - c. take all steps necessary to prevent links to the Defendant accounts identified on Schedule A from displaying in search results, including, but not limited to, removing links to the Defendant accounts from any search index;
- 3) For Judgment in favor of Plaintiff against Defendants that they have: a) willfully infringed Plaintiff's rights in Plaintiff's federally registered patents pursuant to 35 U.S.C. §271; b) knowingly and intentionally made false representations that their products were electrically

grounded in violation of 15 U.S.C. § 1125(a); and c) otherwise injured the business reputation and business of Plaintiff by Defendants' acts and conduct set forth in this Complaint;

4) For Judgment in favor of Plaintiff against Defendants for actual damages or statutory damages pursuant to 35 U.S.C. § 271 and 15 U.S.C. § 1117, at the election of Plaintiff, in an amount to be determined at trial;

5) For Judgment in favor of Plaintiff against Defendants for and accounting and disgorgement of the profits Defendants have realized as a result of their unlawful conduct;

6) That Plaintiff be awarded punitive damages;

7) That Plaintiff be awarded Plaintiff's reasonable attorneys' fees and costs; and

8) Award any and all other relief that this Court deems just and proper.

**DEMAND FOR JURY TRIAL**

Plaintiff respectfully demands a trial by jury on all claims.

Respectfully submitted,

Dated: May 1, 2025

/s/ Stanley D. Ference III

Stanley D. Ference III

Pa. ID No. 59899

courts@ferencelaw.com

FERENCE & ASSOCIATES LLC

409 Broad Street

Pittsburgh, Pennsylvania 15143

(412) 741-8400 - Telephone

(412) 741-9292 - Facsimile

Attorneys for Plaintiff

## Schedule “A”

### Defendants with Store Name and Seller ID

Defendant Number	Store/Seller Name	Seller ID
1	Milestore	A1FC3A02A8EXX8
2	AYLYSM	A1NPBCOWQT9N61
3	Beasert	A1NPBCOWQT9N61
4	CGCLBHD	A1X4EY5RX9MNPR
5	chifengzengruishangmaoyouxiangongsi	A2PUDMR97X7JWQ
6	CQXJTT	A1WQ5WRJ7BVW4I
7	dalangdegongs	A2TWQJY244QIUP
8	DJMAWEM	ATVBFCK8PO1DV
9	Dream shop	A2Z2TZ3IO5FR2F
10	FFYZC	A3AUFAT837FBRZ
11	friendship-shop	A1PT60Z87A50ZW
12	FULIA-US	A2Q3747VBVHW2S
13	Gangzhuo Us	A2DX1OMBF4BO82
14	Gengsen	A6DFOXG3SDCB5
15	haikouweixiaoshangmao	A3N4JVR6F2W5G1
16	Henan Raotu Trading Co. LTD	A3MX7JLZD2IHB
17	henanjiamingzhuangshigongchengyouxiangongsi	A2WWU0G4PZDZE5
18	HHJG	A2UPT33XBA6IJ7
19	HongFuUS	A1JEYOMID4QMDI
20	HUANHUANSTORE	A3FM0N1WXHILGM
21	HUANRUIISHANGMAO	A1L1KLUV70OWW
22	KANYUANSHANGMAO-US	A208594WOUA1BN
23	kiecpoy	A2Q3747VBVHW2S
24	Laiwog3*	A1E5PKJBTN00U1
25	LAZKY US	A2R87IRKEZ2ARX
26	Liangtu	A1E7N9OHQ7JH8K
27	LILIPINGUS	A2F7TGRE7VIP8S
28	LUXWL	A3TWLFRS4EZE
29	mailiang store	AB0RRDC22DL6G
30	manhongNO.1	A20KDB6O493R70
31	moon shop1	A191WQQOGD9X6F
32	PUZHOUZHENGHONGDAO	A3792J123PEOWK
33	RHSMM	A3PE5BZAWE2I3
34	Royal wisdom	A3GONLASCVE163
35	ROZEUS	A27XNGVYY74XXD
36	Shanfengju's Good Products	A1E6FEAGBFDWXX
37	Shengshi Huibin	AORFH9X1G9AML
38	Shengyi US	A7NAK1UIHU4JE
39	shenzhenshihaoshengyidianzishangwuyouxianzerengongsi	A3ON4QRW60DJSW

40	shihaoshengyi	A3ON4QRW60DJSW
41	SSGJJ(6-11 Day Delivery)	A2UUOD1EIZQ586
42	TESCO	A1NDEOM7CDQZ75
43	The Wind Rises	A18PMB972FQU0R
44	TiGilt	A1PWBDUXWXR GIF
45	TIODHNL1	AB83T10FXC51J
46	WUKAIONE STORE ONE	A36F7ED4VW1QM6
47	WWXEN	A3G294PHVNORC2
48	WZF-US	A24V8P7S39OBDH
49	xiangmanbaihuodian	A3P8UCX5ETJQ5P
50	Xuxin1628	AWFODW518HDTG
51	XWZPFFFBB	A1U2410IH YCLNU
52	Yinghekeji	A2GUL4SNJ7NUV1
53	Yongge Trading Co., Ltd.	A1O94XUMDOBH07
54	Yueyang Department Store	A2ULSEXCH7VOIT
55	zhishuofa	A3G5KMIAJW4Q9O
56	ZhouChi	A1ZMBA5CAV1AP0
57	ZHX-E-commerce	A2RGX3S570CX7Q
58	zunyudianzikeji-USA	ASN6IRTX4GAOS
59	LiXunBaiHuo	ACOQ029CEIZFM
60	shuolangxing	AUU3B9NOLN6AF
61	Yu Yu	A1V92L7ZY3VGWP
62	Motarna	A3RIXLLGU370GT
63	BaiCER	A3JL73D6MFNO9R
64	StarEquip Inc	A1HPDD2S3VIEDO
65	GZSHIYIKEJI	A1Q9OFT2XPSWIV
66	li'gou	AXOAXEAEXR1BZ
67	SaltoAngel	AZ86IB3XLQX5K
68	3C Moning Stars Store	1103996202
69	Shop1104081977 Store	1104081978
70	Loving-Shopping Store	1101383047
71	IronArrow Store	1101543357
72	Super Future Digital-Office Store	1104160744
73	Shop1104554211 Store	1104552231
74	66 ConsumerElectronics Store	1101688109
75	Creamy Dream Store	1104332505
76	Shop1104484191 Store	1104493167
77	Keep-Real World Store	1101371092
78	Yahoo, surprising! Store	1101370182
79	amagogo Store	1101303927
80	Fancinating Gardening Supplies Store	1104203464
81	Boutique Household Goods Store	1104389410
82	Shop1102646572 Store	1102644625
83	Queen Bee House Decor Store	1104039800
84	Lingling Adornment Store	1101817628

85	HOM-2024 Store	1102186088
86	Lighting with tools Store	1101944079
87	NewLife520 Store	1103484430
88	Ali-CCA71 Store	1101735020
89	HELTC HomeImprovement Store	1101263654
90	Kiki Digital Store	1103996196
91	Shop1102089085 Store	1102086115
92	GGO Home Store	1104002148
93	My Prettyhome Store	1100905643
94	LUMEN-All Categories Shopping Store	1101350271
95	Madtastic.Online	388135355627
96	cabestdeal	187065817542
97	chandler 2501	316506365728
98	gewindeer	405673004706
99	phry2670 3	197066864248
100	blossomin	306141466703
101	best4u7687	167360424100
102	freepolicyy	365425713247
103	tianzh 3695	146446183419
104	siolitaryer	396249094429
105	senxi-41	306162628832
106	ronghai-03	316578445040
107	baozhui 5	306216937272
108	yhojr888	286438855771
109	liangzh24	388158763821
110	hzxs972100	388139384378
111	AIM Fans	102753446
112	Aipengry	102492153
113	Auueguy	101653602
114	Beneky store	101646352
115	Bingzhi Toy Discount Store	102517032
116	CFXNMZGR	101121277
117	Charlodey Home Mall	102636742
118	CHEXIO Co.Ltd	101668666
119	CHIHUOXIAMAoy	102750719
120	Cowvemlp	101676350
121	dongxinrui	102742156
122	EcoMug	102753517
123	FluffBox	102626694
124	FUNNYFAIRY INC	101534627
125	GiggleBox Co.ltd	102626297
126	Growsl	101668686
127	Hamster Store	102626242
128	Jun Jia	102506401
129	KKIMR	102493245

130	LGYH NJUIDO	101645173
131	LIWAI	102533808
132	LumcQaQ	101618567
133	LuxeToyz	101691833
134	LYFEI	102529573
135	Quality TOYS	102481334
136	ruienshangmao	102739510
137	Ruifushidai	101570536
138	Rushay	102540379
139	Saving Store	101175620
140	shuyan	102717888
141	UikShop	101657156
142	Xhlmnhd	102502160
143	Xiangtai	102646513
144	Yuseik Home	102478225
145	Lil Zhe	101644049
146	Yweeng	102763377
147	KUOZHUOW	102513085
148	Yueity Home	102524222
149	Yizun E-Commerce Co., Ltd.	102485473
150	JinBoXin Co., LTD	101639656
151	A simple world	619e4bd7ad8a70df4cfb9846

# **EXHIBIT 1**



US0D1006758S

(12) **United States Design Patent**  
**Galazin**

(10) **Patent No.:** **US D1,006,758 S**

(45) **Date of Patent:** **\*\* Dec. 5, 2023**

(54) **OUTLET EXTENDER**

(71) Applicant: **TOKA, LLC**, Greenwich, CT (US)

(72) Inventor: **Tony Matthew Galazin**, Greenwich, CT (US)

(73) Assignee: **TOKA, LLC**, Greenwich, CT (US)

(\*\*) Term: **15 Years**

(21) Appl. No.: **29/798,129**

(22) Filed: **Jul. 6, 2021**

**Related U.S. Application Data**

(63) Continuation of application No. 16/988,045, filed on Aug. 7, 2020, now abandoned.

(60) Provisional application No. 62/957,903, filed on Jan. 7, 2020.

(51) **LOC (14) Cl.** ..... **13-03**

(52) **U.S. Cl.**  
USPC ..... **D13/137.1**

(58) **Field of Classification Search**  
USPC ..... D13/137.1, 137.2, 137.3, 137.4, 138.1, D13/138.2, 139.1, 139.2, 139.3, 139.4, D13/139.5, 139.6, 139.7, 139.8, 184, 199  
CPC .... H01R 13/11; H01R 13/518; H01R 13/642; H01R 13/652; H01R 25/003; H01R 25/006; H01R 43/26; H01H 71/62; H01H 73/14

See application file for complete search history.

(56) **References Cited**

**U.S. PATENT DOCUMENTS**

4,553,798 A 11/1985 Murphy  
D367,530 S \* 2/1996 Stith ..... D24/128  
5,895,275 A \* 4/1999 Harbertson ..... H01R 35/04  
439/32  
5,957,701 A 9/1999 McMillin  
6,004,138 A 12/1999 Harbertson  
7,163,409 B1 \* 1/2007 Chen ..... H01R 25/006  
439/131

D788,063 S \* 5/2017 Norrell ..... D14/188  
9,965,007 B2 5/2018 Amelio  
2004/0082217 A1 \* 4/2004 Love ..... H01R 25/006  
439/535  
2013/0052882 A1 2/2013 Brausen  
(Continued)

**FOREIGN PATENT DOCUMENTS**

GB 2571295 B 7/2022  
JP D1731372 \* 12/2022

**OTHER PUBLICATIONS**

“Packaging Design for Electrical Product—additional work for winning designer too”, first accessed Feb. 1, 2023. 99Designs.com [https://99designs.com/product-packaging-design/contests/packaging-design-electrical-product-additional-work-winning-designer-1180191] (Year: 2023).\*

(Continued)

*Primary Examiner* — Rosemary K Tarcza

*Assistant Examiner* — Seth David Kumpf

(74) *Attorney, Agent, or Firm* — McDonald Hopkins LLC

(57) **CLAIM**

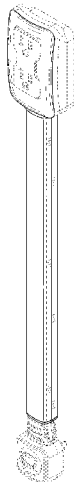
The ornamental design for an outlet extender, as shown and described.

**DESCRIPTION**

FIG. 1 is a perspective view of an embodiment of an outlet extender showing my new design;  
FIG. 2 is a front view thereof;  
FIG. 3 is a rear view thereof;  
FIG. 4 is a first side view thereof;  
FIG. 5 is a second side view thereof;  
FIG. 6 is a top view thereof; and,  
FIG. 7 is a bottom view thereof.

The broken lines in the figures are included for the purpose of illustrating portions of an outlet extender and form no part of the claimed design.

**1 Claim, 4 Drawing Sheets**



(56)

**References Cited**

U.S. PATENT DOCUMENTS

2015/0129722 A1 5/2015 Green  
2017/0346244 A1 11/2017 Comis  
2021/0210915 A1\* 7/2021 Galazin ..... H01R 13/6691

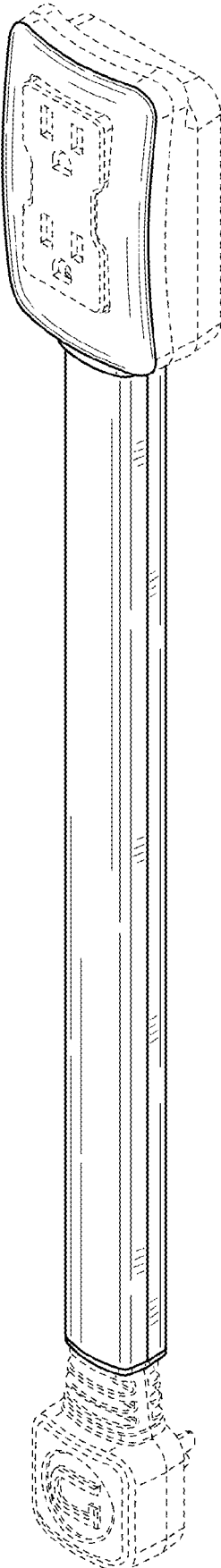
OTHER PUBLICATIONS

“EZ Outlet Coming Soon!”, first accessed Apr. 14, 2023. EZOutlet.com [<https://www.ezoutlet.com/>] (Year: 2023).\*

“EZ Outlet”, first posted Sep. 11, 2019. Facebook.com [<https://www.facebook.com/EZOutletUSA/photos/a.111614443557876/111615090224478/>] (Year: 2019).\*

International Search Report and Written Opinion dated Apr. 6, 2021; International Patent Application No. PCT/US2021/012261 filed on Jan. 6, 2021.

\* cited by examiner



**FIG. 1**

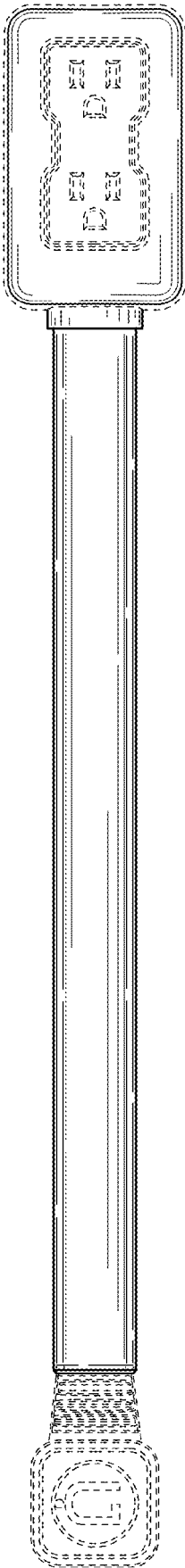


FIG. 2

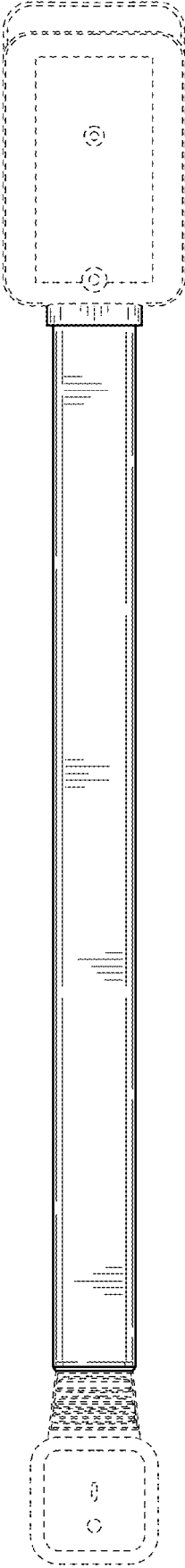


FIG. 3

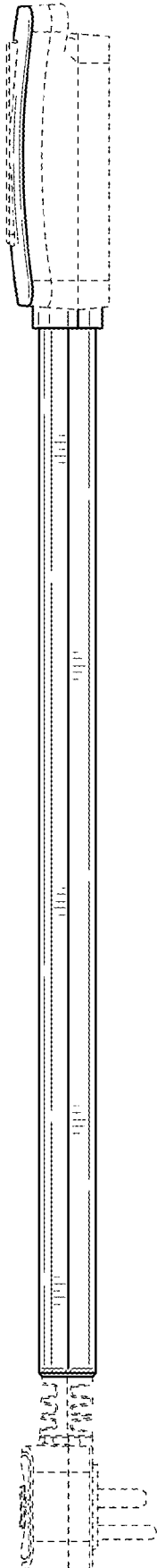


FIG. 4

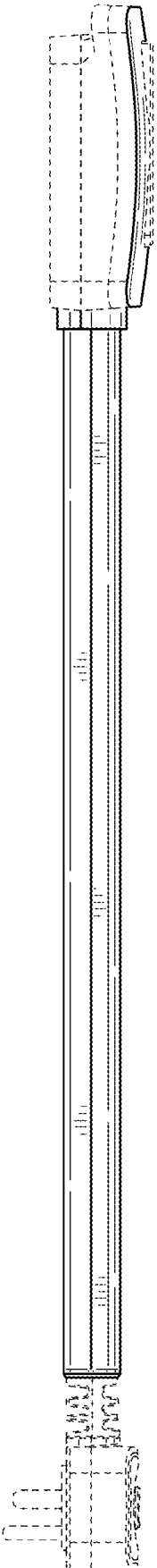
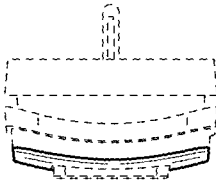
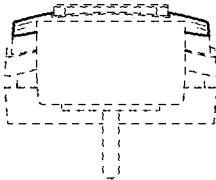


FIG. 5



**FIG. 6**



**FIG. 7**



US012155158B2

(12) **United States Patent**  
**Galazin**

(10) **Patent No.:** **US 12,155,158 B2**

(45) **Date of Patent:** **Nov. 26, 2024**

(54) **WALL MOUNTING OUTLET EXTENDER**

(71) Applicant: **TOKA, LLC**, Greenwich, CT (US)

(72) Inventor: **Tony Matthew Galazin**, Greenwich, CT (US)

(73) Assignee: **TOKA, LLC**, Greenwich, CT (US)

(\* ) Notice: Subject to any disclaimer, the term of this patent is extended or adjusted under 35 U.S.C. 154(b) by 99 days.

(21) Appl. No.: **17/420,884**

(22) PCT Filed: **Jan. 6, 2021**

(86) PCT No.: **PCT/US2021/012261**

§ 371 (c)(1),

(2) Date: **Jul. 6, 2021**

(87) PCT Pub. No.: **WO2021/141952**

PCT Pub. Date: **Jul. 15, 2021**

(65) **Prior Publication Data**

US 2023/0140080 A1 May 4, 2023

**Related U.S. Application Data**

(63) Continuation of application No. 16/988,045, filed on Aug. 7, 2020, now abandoned.

(Continued)

(51) **Int. Cl.**

**H01R 25/00** (2006.01)

**H01R 13/72** (2006.01)

(Continued)

(52) **U.S. Cl.**

CPC ..... **H01R 13/74** (2013.01); **H01R 13/72** (2013.01); **H01R 24/68** (2013.01); **H01R 25/006** (2013.01)

(58) **Field of Classification Search**

CPC ..... H01R 13/74; H01R 13/72; H01R 24/68; H01R 25/006

See application file for complete search history.

(56) **References Cited**

U.S. PATENT DOCUMENTS

4,553,798 A 11/1985 Murphy

5,957,701 A 9/1999 McMillin

(Continued)

FOREIGN PATENT DOCUMENTS

GB 2571295 A 8/2019

OTHER PUBLICATIONS

International Search Report and Written Opinion mailed Apr. 6, 2021; International Patent Application No. PCT/US2021/012261 filed on Jan. 6, 2021.

*Primary Examiner* — Michael C Zarroli

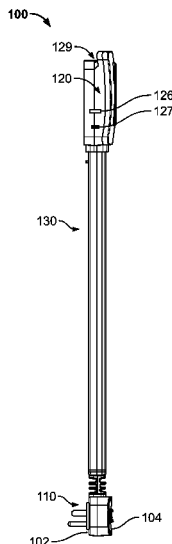
(74) *Attorney, Agent, or Firm* — McDonald Hopkins LLC

(57)

**ABSTRACT**

Provided is a wall power outlet extender that may relocate the wall power outlet to a different position without requiring electrical work or professional installation and without cluttering adjacent surfaces. The wall power outlet extender may be positionable along a surface of a wall adjacent to a wall power outlet and may allow a user to semi-permanently relocate the wall power outlet. The wall power outlet extender may be made fixed and stationary at a particular position and relatively unmovable unless acted on or repositioned by a user. The wall power outlet extender may be selectively rotatable and/or telescopic, and include a spinning or ambidextrous plug, to be adaptable to the specific location and to provide a myriad of different positions in which the new outlet may be placed. The wall power outlet extender may feature multiple outlets, USB ports, and surge protection, as well as Bluetooth and wireless capabilities.

**18 Claims, 12 Drawing Sheets**



**Related U.S. Application Data**

(60) Provisional application No. 62/957,903, filed on Jan. 7, 2020.

(51) **Int. Cl.**

*H01R 13/74* (2006.01)

*H01R 24/68* (2011.01)

(56) **References Cited**

U.S. PATENT DOCUMENTS

6,004,138	A	12/1999	Harbertson	
7,220,128	B1 *	5/2007	Hicks .....	H01R 25/00 439/502
2013/0052882	A1	2/2013	Brausen	
2017/0273203	A1 *	9/2017	Iaconis .....	H02G 3/18
2017/0346244	A1 *	11/2017	Comis .....	H01R 13/72
2018/0158305	A1 *	6/2018	Noland .....	G08B 21/0438
2020/0313378	A1 *	10/2020	Fyock .....	H02G 11/00

\* cited by examiner

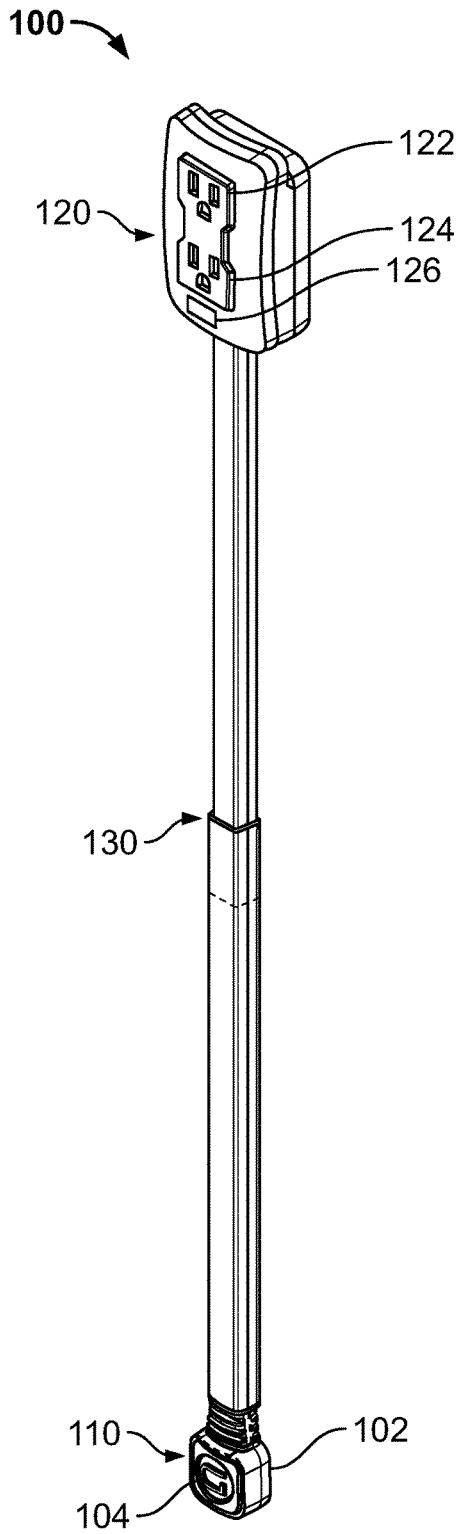


FIG. 1A

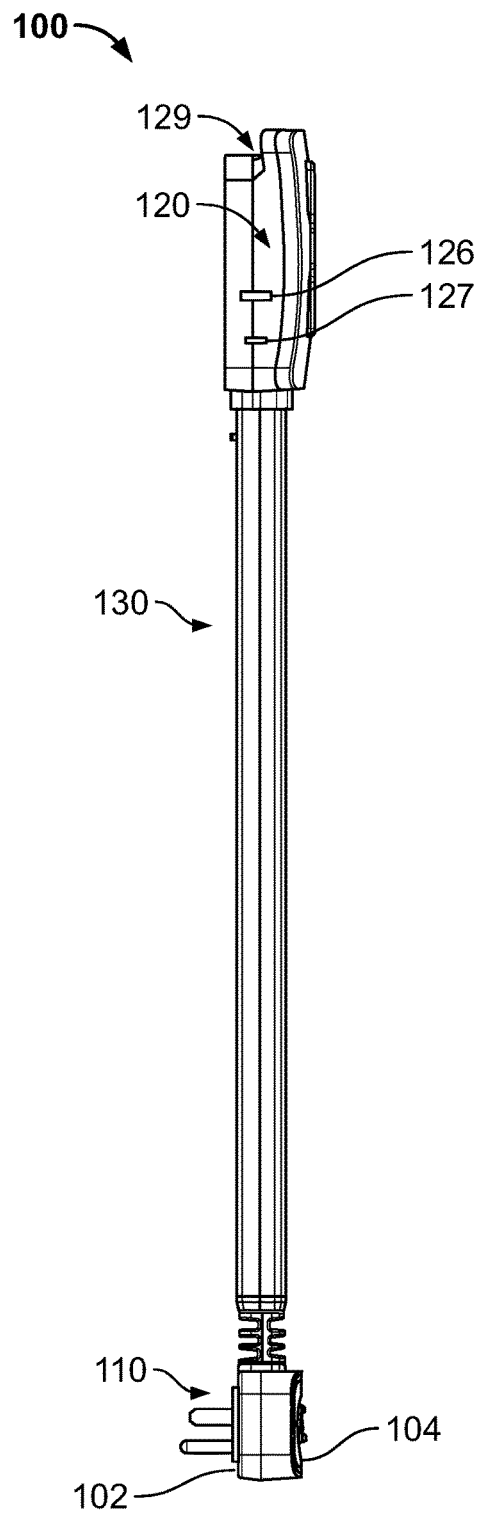


FIG. 1B

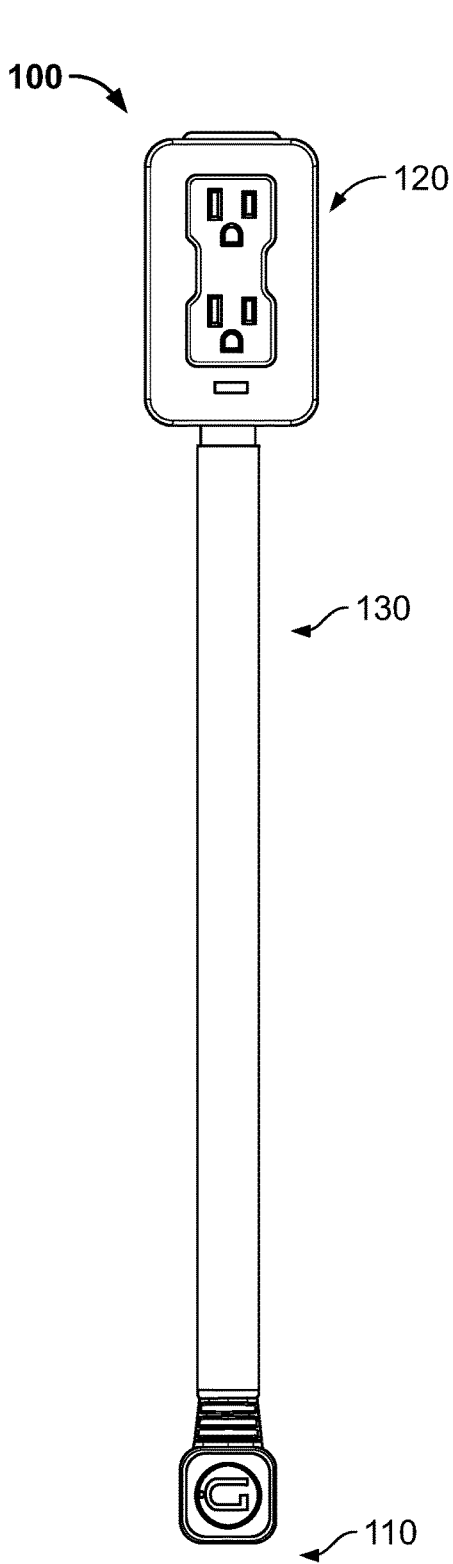


FIG. 2A

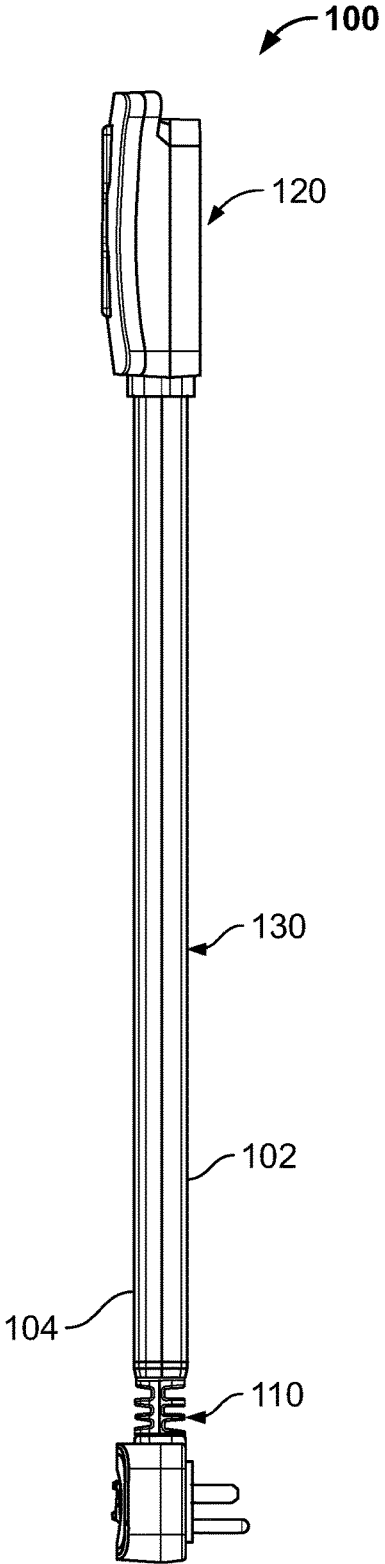


FIG. 2B

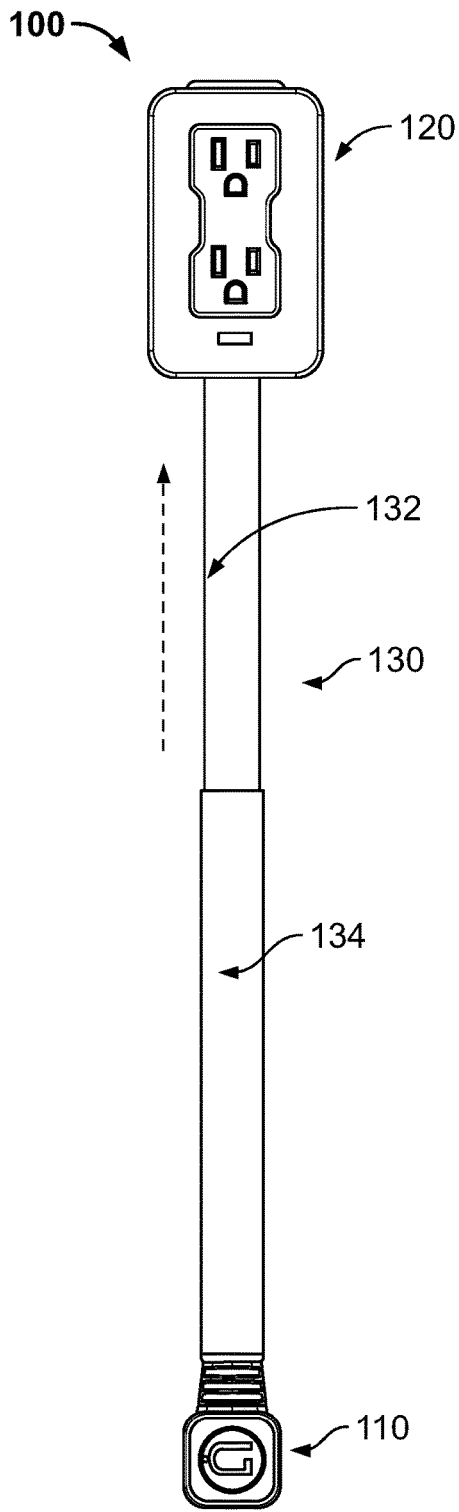


FIG. 2C

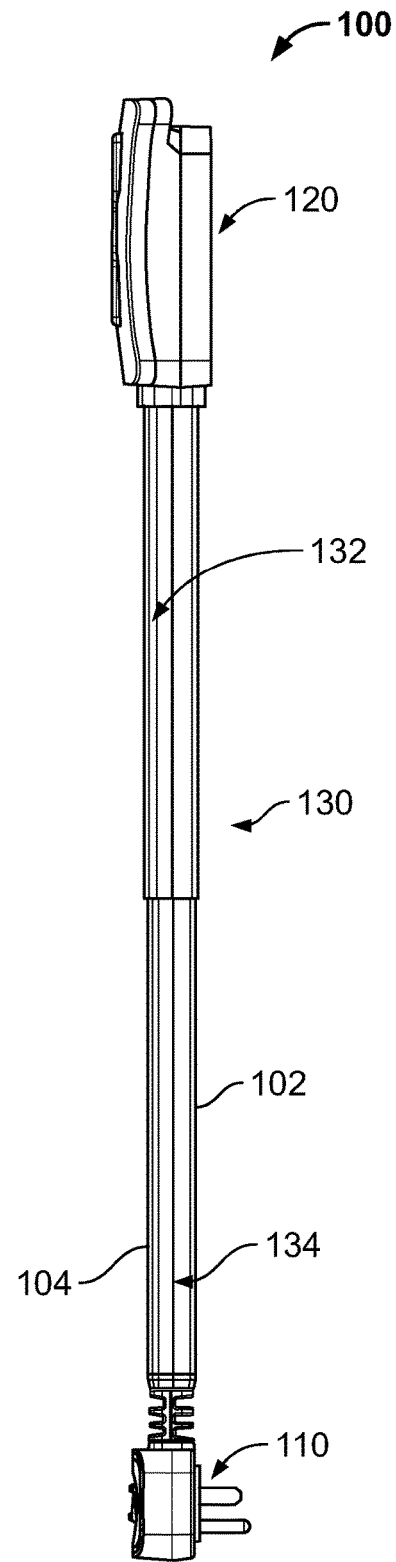


FIG. 2D

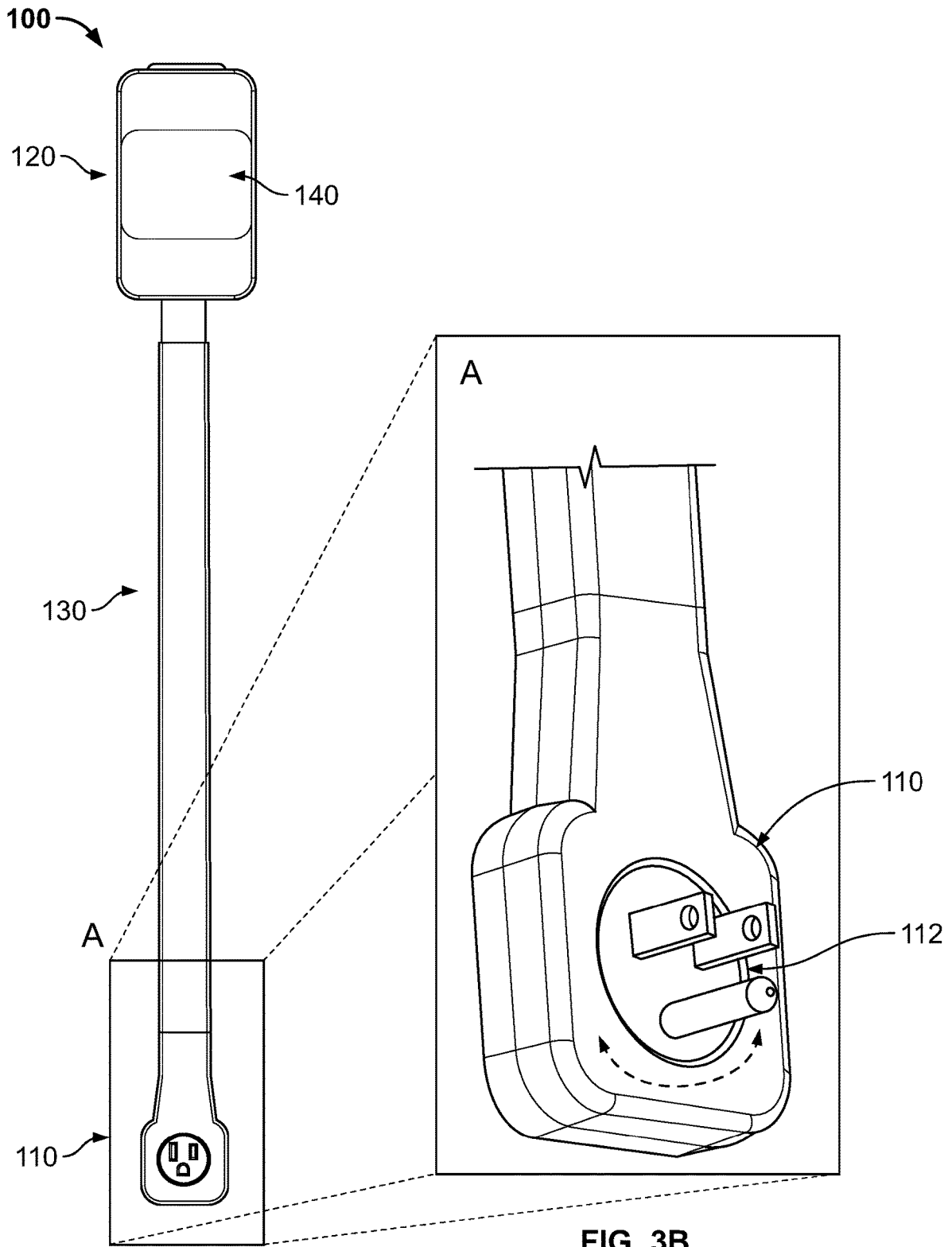
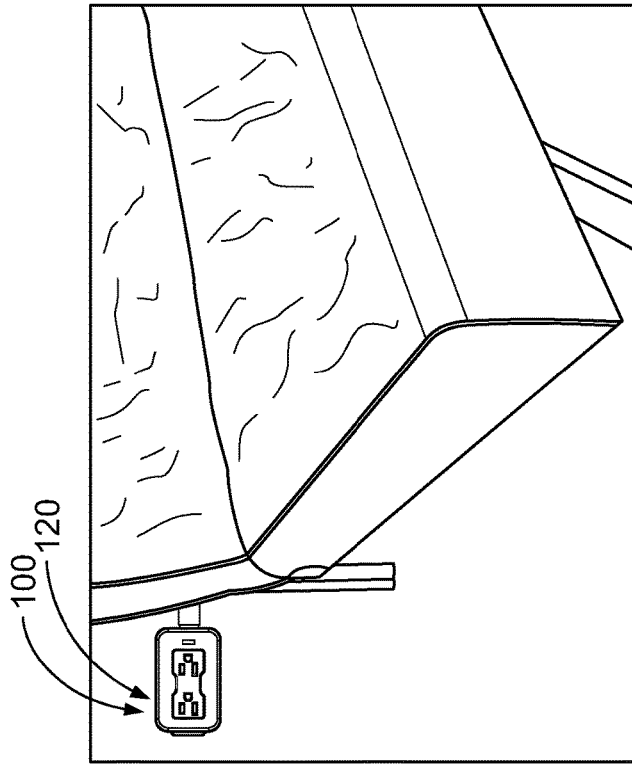
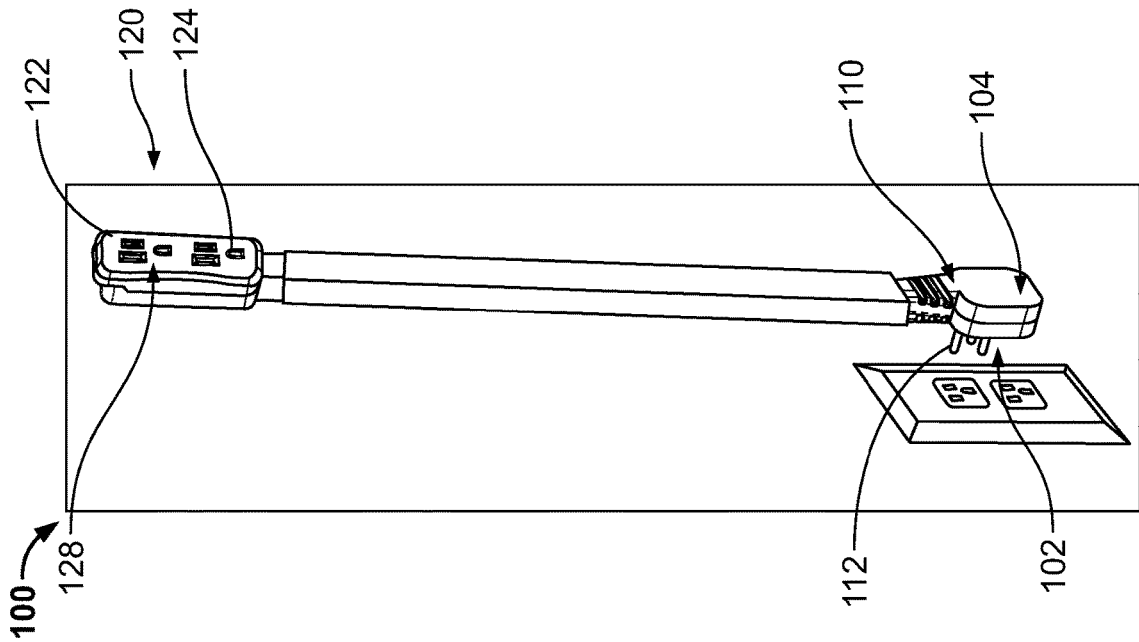


FIG. 3A

FIG. 3B



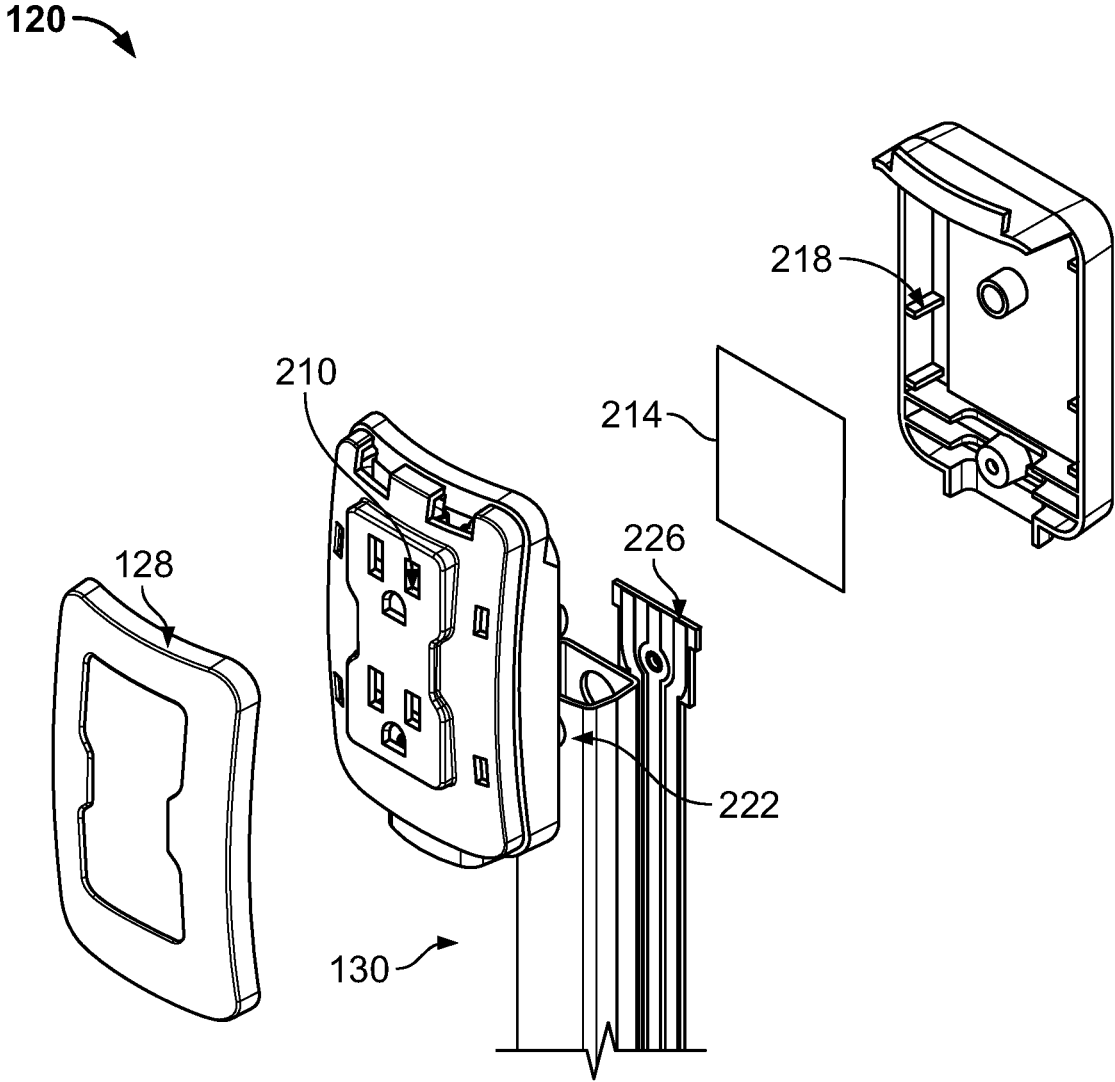


FIG. 5

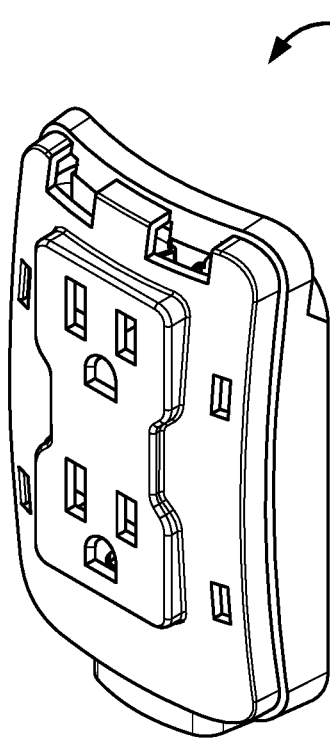


FIG. 6A

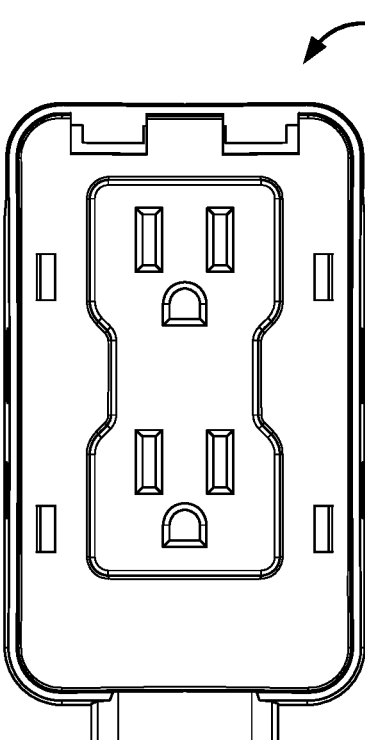


FIG. 6C

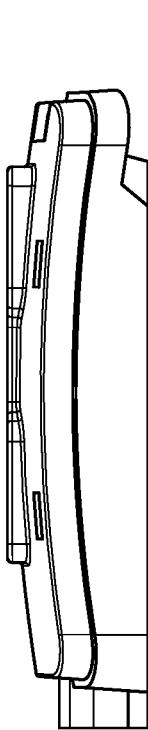


FIG. 6B

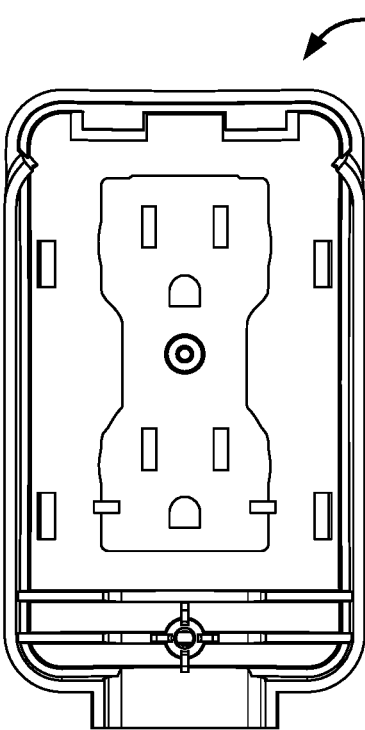


FIG. 6D

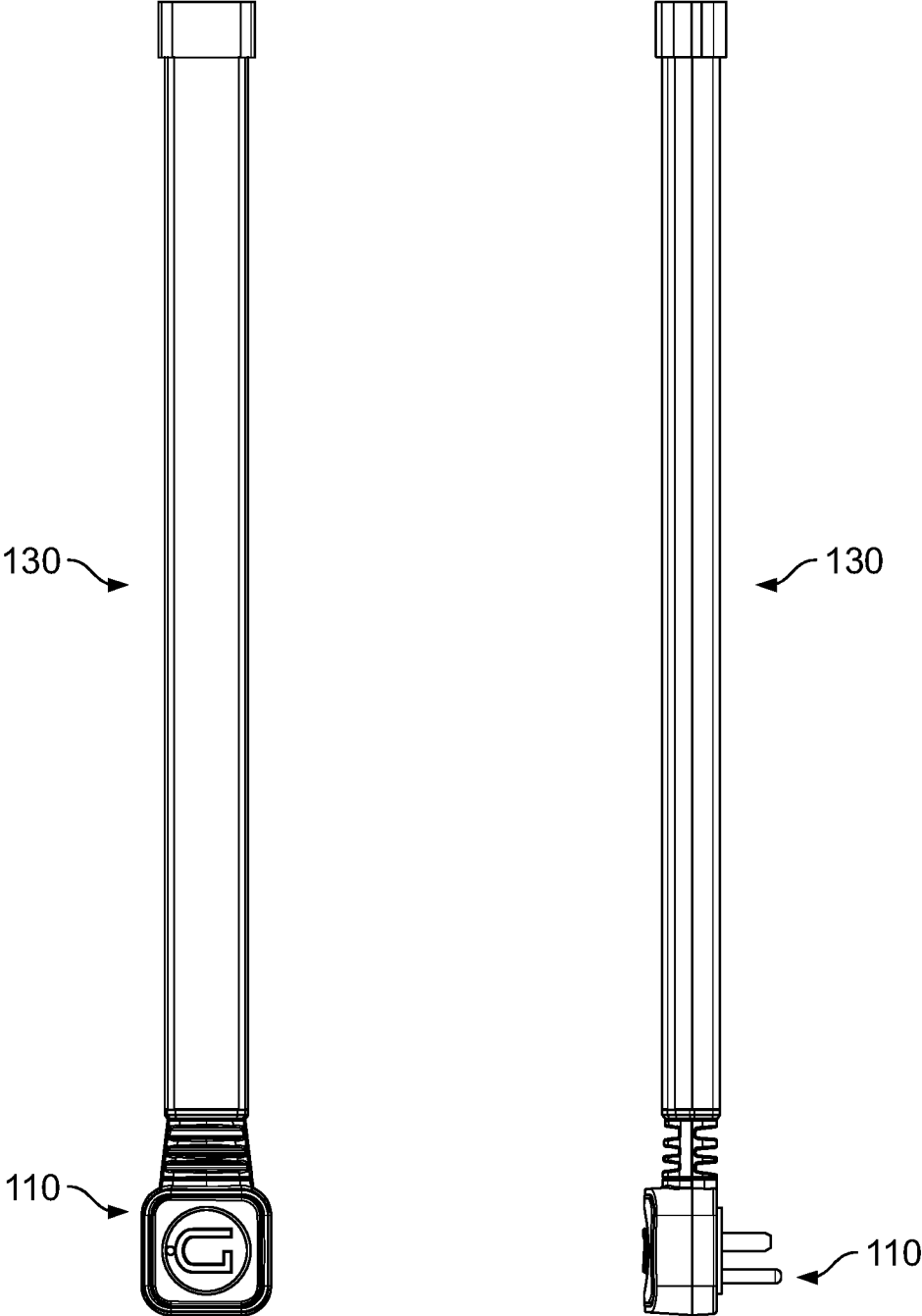


FIG. 7

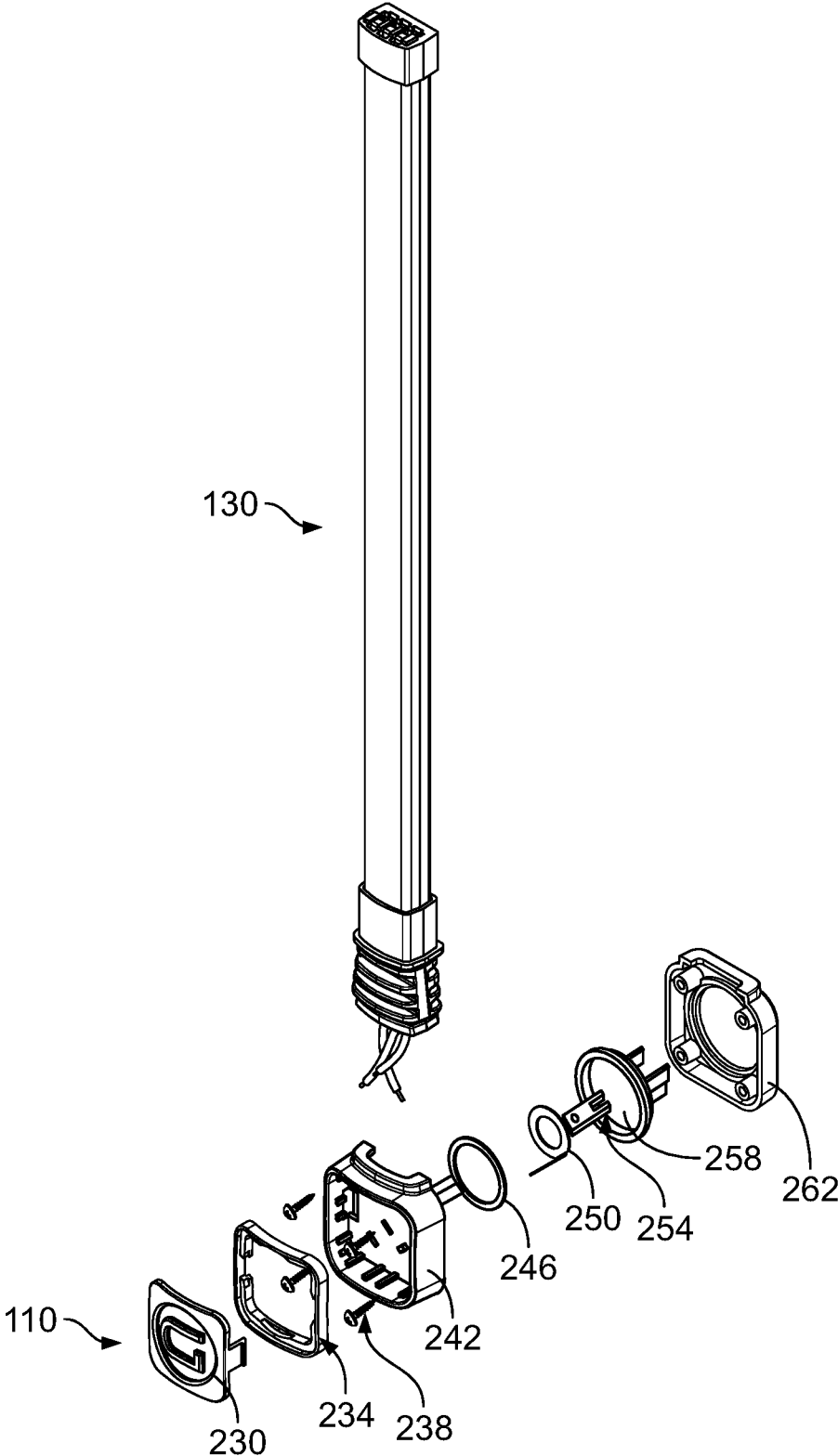


FIG. 8

130

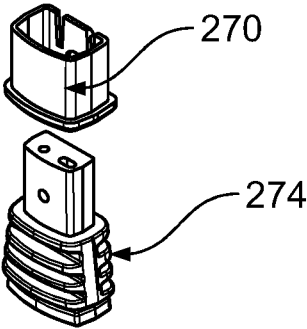
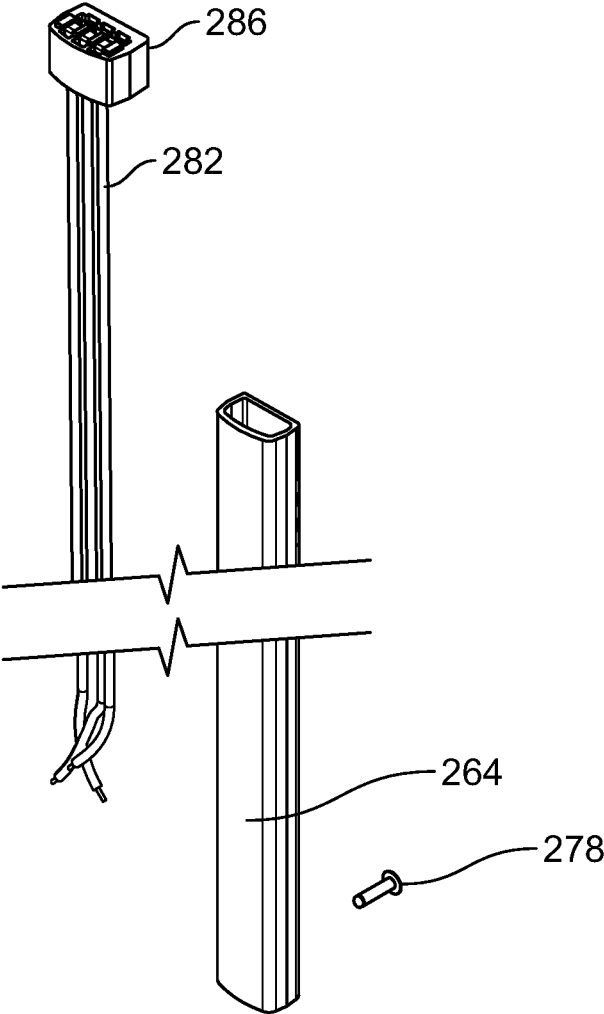


FIG. 9

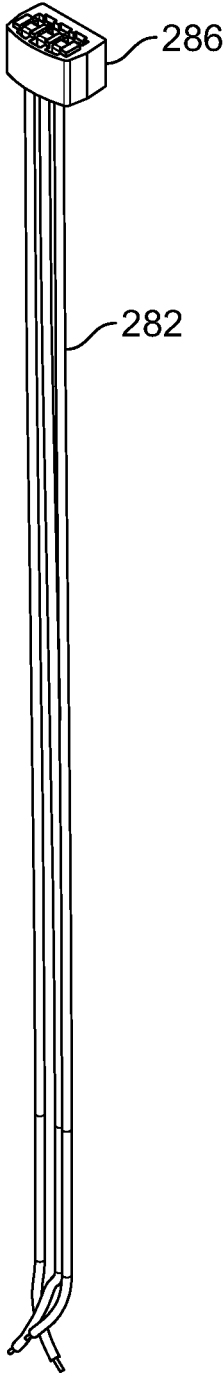


FIG. 10A

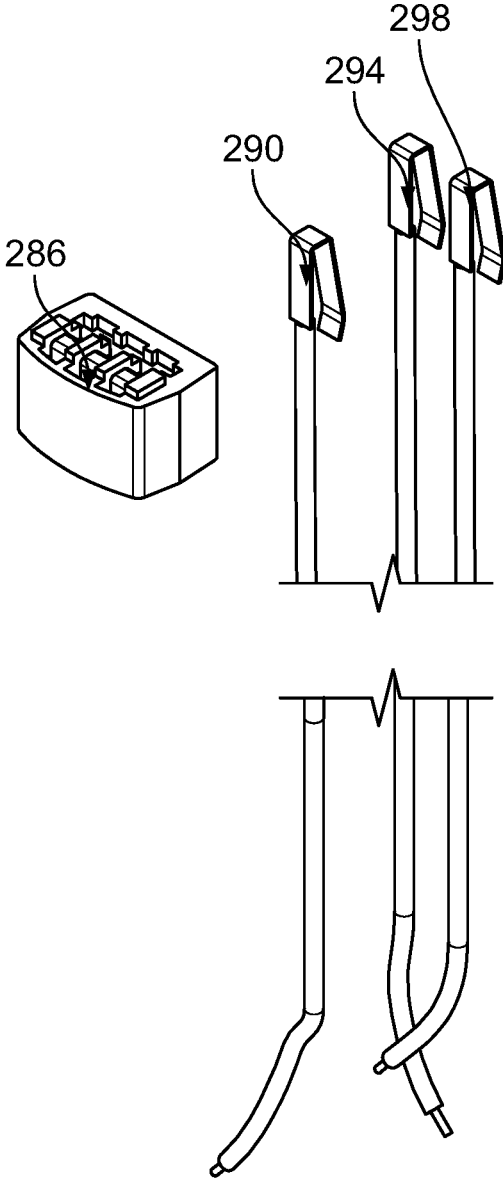


FIG. 10B

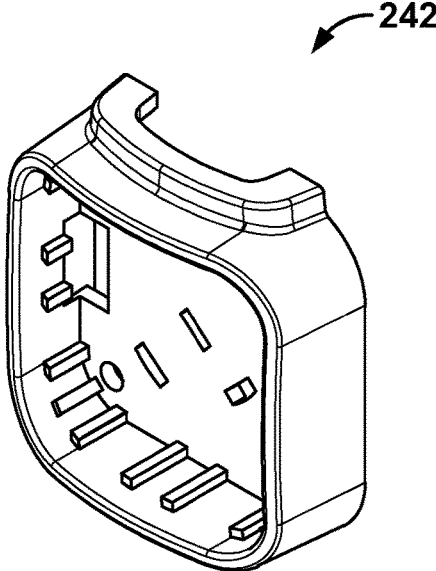


FIG. 11A

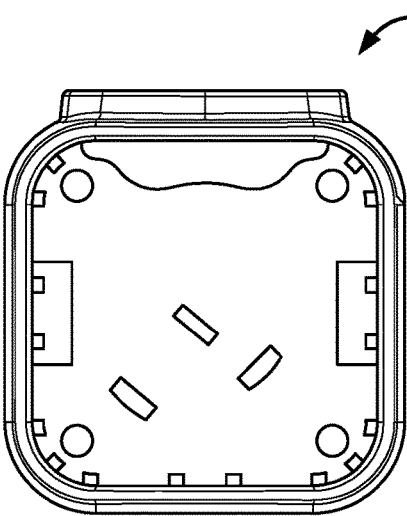


FIG. 11B

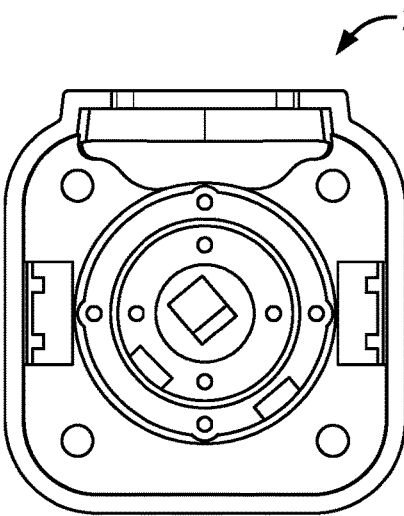


FIG. 11C

## WALL MOUNTING OUTLET EXTENDER

## CROSS-REFERENCE TO RELATED APPLICATIONS

This application is a 35U.S.C. § 371 national stage application of PCT/US2021/012261 filed on Jan. 6, 2021, entitled "WALL MOUNTING OUTLET EXTENDER," which claims priority to U.S. Utility application Ser. No. 16/988,045 entitled "WALL MOUNTING OUTLET EXTENDER" filed on Aug. 7, 2020 and U.S. Provisional Patent Application No. 62/957,903 entitled "WALL MOUNTING OUTLET EXTENDER" filed on Jan. 7, 2020 each of which are hereby incorporated by reference in their entireties.

## FIELD OF THE INVENTION

The present disclosure generally relates to power outlet extenders and, more specifically, to a rotatable and/or telescopic power outlet extender that may be used to relocate a wall power outlet to multiple other positions on the wall.

## BACKGROUND

Wall power outlets are stationary and, as a result, may be located in inconvenient or inaccessible areas of a household, workplace, or business. For example, wall outlets may end up being positioned behind sofas, mattresses, furniture, shelving, storage items, and the like. Such inconvenient or inaccessible wall outlets may cause any number of problems including the inability to easily plug in or unplug cords and devices into the wall outlet. Additionally, in order to reach these wall outlets, the cord of a particular device, such as that for a smart device, television, computer, laptop, charger, lamp, and the like, may not be long enough to plug into the wall outlet and be used as desired.

As it stands, actually changing the location and accessibility of an otherwise stationary wall outlet requires an electrician and direct access into the wall. Such relocation of a wall outlet and access into the wall can be invasive, costly, and require a specialized workman or professional installation. Additionally, relocation of a wall outlet to another position on the wall by an electrician is permanent, and the new stationary wall outlet also cannot be further relocated or repositioned at a later time without going through the same process.

Other options for extending a wall outlet include extension cords. Extension cords typically comprise a flexible cord that plugs into the wall outlet on one end and runs along the floor or other flat surface to its other end that houses one or more outlets. Extension cords are often used temporarily, such as in situations for using power tools outside of the house, powering indoor and outdoor Christmas lights, and the like. When used in more permanent or daily situations, extension cords can clutter the floor or surface it lays on and cause other inconvenience, can be accidentally moved or damaged, and can put stress on the juncture between the wall outlet and the plug resulting in fraying or other damage.

What is needed is a wall power outlet extender that can be positioned or mounted on a wall and that can relocate the wall power outlet to a different position on the wall without requiring electrical work or professional installation and without cluttering adjacent surfaces. What is also needed is a wall power outlet extender that is repositionable, remountable, and removable to accommodate changing needs.

## SUMMARY OF THE INVENTION

A wall outlet extender that extends a wall outlet to a new position on a wall may include a plug end configured to selectively plug into the wall outlet, an outlet end configured to selectively receive one or more plugs, and an extendable shaft between the plug end and the outlet end. The wall outlet extender may be rotatable about the plug end.

The wall outlet extender may also include any of the foregoing, which may be combined in any manner without departing from the present teachings. In an embodiment, the extendable shaft may include two more or telescoping portions. The extendable shaft may include a first telescoping portion having a first diameter and a second telescoping portion having a second diameter, wherein the first diameter may be larger than the second diameter. The first telescoping portion may be configured to internally receive the second telescoping portion in a retracted position. In an embodiment, the extendable shaft may be extendable from about 21 inches to about 34 inches. In an embodiment, the plug end may be rotatable about 360°. In an embodiment, the wall outlet extender may further include an engagement portion. The engagement portion may be positioned on a wall-facing side of the outlet end and may be configured to selectively engage the wall. The engagement portion may comprise a non-permanent adhesive, removable putty, or stickable surface. The engagement portion may be free from any attachment to the wall that traverses or damages the wall surface. In an embodiment, the outlet end may include an even number of outlets and at least one USB port. In an embodiment, the outlet end may include interchangeable faceplates. In an embodiment, the outlet end may include a device cradle configured to hold a device while the device is plugged into the outlet end. In an embodiment, the wall outlet extender may include Bluetooth or Wi-Fi connectivity capabilities.

An extendable power outlet adaptor may include a plug selectively configured to insert into a wall outlet, a shaft that is telescopic and that is rotatable about the plug up to 360°, and one or more outlet receptacles connected to the shaft that are selectively attachable to a position on a wall adjacent to the wall outlet.

The wall outlet extender may also include any of the foregoing, which may be combined in any manner without departing from the present teachings. In an embodiment, the outlet receptacles may be attachable to the wall by temporary adhesive, putty, or stickable surface. In an embodiment, the extendable power outlet adaptor may be free from any attachment to the wall that traverses or damages the wall surface. In an embodiment, the extendable power outlet adaptor may be removed and repositioned onto the wall.

## BRIEF DESCRIPTION OF THE DRAWINGS

The present teachings may be better understood by reference to the following detailed description taken in connection with the following illustrations, wherein:

FIG. 1A depicts an isometric view of an embodiment of an outlet extender in an extended position in accordance with aspects of the present disclosure;

FIG. 1B depicts an isometric view of an embodiment of an outlet extender in an extended position in accordance with aspects of the present disclosure;

FIG. 2A depicts a front view of an embodiment of an outlet extender in a retracted position in accordance with aspects of the present disclosure;

3

FIG. 2B depicts a side view of the outlet extender shown in FIG. 2A in a retracted position in accordance with aspects of the present disclosure;

FIG. 2C depicts a front view of the outlet extender shown in FIG. 2A in an extended position in accordance with aspects of the present disclosure;

FIG. 2D depicts a side view of the outlet extender shown in FIG. 2A in an extended position in accordance with aspects of the present disclosure;

FIG. 3A depicts a back view of an outlet extender in a retracted position in accordance with aspects of the present disclosure;

FIG. 3B depicts an expanded view of Box A of the outlet extender shown in FIG. 3A in accordance with aspects of the present disclosure;

FIG. 4A depicts an isometric view of an embodiment of an outlet extender as it is being plugged into a wall outlet in accordance with aspects of the present disclosure; and

FIG. 4B depicts a front view of an embodiment of an outlet extender plugged into a wall outlet and rotated about 90° counter clockwise to a side position in accordance with aspects of the present disclosure;

FIG. 5 depicts an exploded view of an embodiment of an outlet end and extendable shaft of an outlet extender in accordance with aspects of the present disclosure;

FIG. 6A depicts an isometric view of an embodiment of a front outlet housing, where FIG. 6B shows a side view, FIG. 6C shows a front view, and FIG. 6D shows a back view of the front outlet housing in accordance with aspects of the present disclosure;

FIG. 7 depicts front and side views of an embodiment of a plug end and extendable shaft of an outlet extender in accordance with aspects of the present disclosure;

FIG. 8 depicts an exploded view of an embodiment of a plug end of an outlet extender in accordance with aspects of the present disclosure;

FIG. 9 depicts an exploded view of an embodiment of an extendable shaft of an outlet extender in accordance with aspects of the present disclosure;

FIG. 10A depicts an isometric view of an embodiment of a cord assembly and FIG. 10B shows an exploded view of a cord assembly in accordance with aspects of the present disclosure;

FIG. 11A depicts an isometric view of an embodiment of a front plug housing, where FIG. 11B shows a front view and FIG. 11C shows a back view of the front plug housing in accordance with aspects of the present disclosure.

#### DETAILED DESCRIPTION

Reference will now be made in detail to exemplary embodiments of the present teachings, examples of which are illustrated in the accompanying drawings. It is to be understood that other embodiments may be utilized and structural and functional changes may be made without departing from the respective scope of the present teachings. Moreover, features of the various embodiments may be combined or altered without departing from the scope of the present teachings. As such, the following description is presented by way of illustration only and should not limit in any way the various alternatives and modifications that may be made to the illustrated embodiments and still be within the spirit and scope of the present teachings. In this disclosure, numerous specific details provide a thorough understanding of the subject disclosure. It should be understood

4

that aspects of this disclosure may be practiced with other embodiments not necessarily including all aspects described herein, etc.

As used herein, the words “example” and “exemplary” means an instance, or illustration. The words “example” or “exemplary” do not indicate a key or preferred aspect or embodiment. The word “or” is intended to be inclusive rather than exclusive, unless context suggests otherwise. As an example, the phrase “A employs B or C,” includes any inclusive permutation (e.g., A employs B; A employs C; or A employs both B and C). As another matter, the articles “a” and “an” are generally intended to mean “one or more” unless context suggest otherwise.

Provided is a wall power outlet extender that may be positioned or mounted on a wall and that may relocate the wall power outlet to a different position on the wall without requiring electrical work or professional installation and without cluttering adjacent surfaces. The wall power outlet extender may be positionable along a surface of a wall adjacent to a wall power outlet and may allow a user to semi-permanently relocate the wall power outlet. The wall power outlet extender can be permanent in that it may not be as accidentally movable as an extension cord, may be able to have a low profile on or against a wall, and may have a rigid housing. The wall power outlet extender can be temporary in that it does not require any professional installation, does not require opening of a wall or electrical work, and can easily be unplugged and re-plugged into the same or a different wall power outlet.

The wall power outlet extender may become fixed and stationary at a particular position and relatively unmovable unless acted on or repositioned by a user. The wall power outlet extender may be selectively rotatable and/or telescopic, and include a spinning or ambidextrous plug, to be adaptable to the specific location and to provide a myriad of different positions in which the new outlet may be placed. The wall power outlet extender may feature multiple outlets, USB ports, and surge protection, as well as Bluetooth and wireless capabilities, which are described in more detail below.

FIGS. 1-4 depict an outlet extender **100** having a plug end **110** and an outlet or socket end **120** electrically connected by an elongated extender or extendable shaft **130**. The outlet extender **100** may comprise a housing (such as **222** described in more detail below) that is partially hollow to accommodate electrical line or lines (of appropriate configuration) positioned through the elongated extender **130** and between the plug end **110** and the outlet end **120**. The plug end **110** may include one or more plugs or sets of male contacts **112** that are operatively attachable to an outlet, such as a wall outlet. The plugs or male contacts **112** may be placed on a back or wall-facing side **102** of the outlet extender **100**, see FIG. 4A. The plugs or male contacts **112** may be of any orientation and fitted to connect with any type of outlet, including household outlets, appliance outlets, industrial or commercial outlets, and outlets in any country, such as the U.S., Europe, Asia, Australia, etc. In some embodiments, the plugs or male contacts **112** may be replaceable, i.e., a user may remove one of the plugs or male contacts **112** and replace it with a different one, such as one that has a different configuration. This will allow a user to utilize the outlet extender **100** with one type of plug and then replace the plug or male contact **112** with a different one, such as by way of an example, by replacing a U.S. plug with one of a European configuration. The outlet end **120** may include one or more outlets or female receptacles **122**, **124** that operatively receive a plug. In the embodiment shown in

FIG. 1, a pair of outlets or female receptacles **122**, **124** may be utilized. It should be understood, however, that any number of female receptacles may be utilized, e.g., one, three, four, five, six, etc.

The outlets or female receptacles **122**, **124** may be placed on an opposite side from the plugs or male contacts **112**, or on a front or room-facing side **104** of the outlet extender **100**. As a result, the plugs or male contacts **112** may be plugged into a wall outlet and the outlets or female receptacles **122**, **124** may face the room to be accessible to receive other plugs, see FIG. 4A. The outlets or female receptacles **122**, **124** may be of any orientation and fitted to connect with any type of plug, including plugs for household items, appliances (such as electrical dryers), industrial or commercial devices or machinery, electrically powered items, and plugs that are used in any country, such as the U.S., Europe, Asia, Australia, etc. Although the drawings generally depict a three-prong AC plug and outlets as used in the U.S., it is noted that any plug and outlets may be incorporated into the outlet extender design. In some embodiments, the plug and outlet may be of a similar configuration or they may be of a different configuration such that the outlet extender **100** can act as an adapter to change the outlet from a first configuration to a second configuration (e.g. a U.S. plug and European receptacles or vice versa). In an embodiment, the plug end **110** and the outlet end **120** may include mating plugs and outlets, or the plug end **110** and the outlet end **120** may include plug and outlet types that are different. The plug end **100** may comprise Type A, B, C, D, E, F, G, H, I, J, K, L, M, N and O IEC plug ends that are utilized throughout the world. Further the plug end **100** may comprise a 120 volt end, 240 volt end or a combination of the foregoing.

In an embodiment, the plug end **110** may include a single plug, may include a single plug and a decoy plug, two plugs, or any number of plugs. The present disclosure contemplates use of any number of plug ends **110** (e.g., one, two, three, etc.). In an embodiment having a decoy plug, the decoy plug may plug into the second outlet in the wall outlet and may provide additional structural support to the outlet extender **100** as it is positioned against the wall. The decoy plug may be made of a plastic or non-electrically conductive material. In an embodiment with two plugs, each plug may enter into one of the outlets on the wall outlet and may receive or transfer power or electricity. FIG. 3B shows an embodiment of the plug end having a single plug **112**. In an embodiment having a single plug, the other plug in the wall outlet may remain accessible and accommodate another outlet extender or a plugged in device.

In an embodiment, the outlet end **120** may include one or more outlets or receptacles **122**, **124**. For example, the outlet end **120** may include one, two, three, four, five, six, seven, eight, nine, ten, eleven, twelve, or more outlets. The outlets **122** may be located on the face of the outlet end **120**, as shown in FIGS. 1-4, but it is noted that the outlets **122** may be located on any side of the outlet end **120** as well, such as the side, top, or bottom edges. One or more of the outlets **122**, **124** may include a GFCI (Ground Fault Circuit Interrupter). The outlets **122**, **124** may also include surge protection that can protect against surges or spikes and limit the voltage supplied to a connected device by either blocking or shorting, to ground any voltages above a certain threshold. The outlets **122** may be able to accommodate any necessary voltage and power abilities so as to provide power to and charge cell phones, laptops, computers, tablets, appliances, and the like, and may be integrated with increased voltages, cables, and capabilities to provide faster or lightening charging and power. The outlet end **120** may also include one or

more USB type outlets **126**, such as one, two, three, four, five, six, seven, eight, nine, ten, eleven, twelve, or more USB type outlets. The USB type outlets **126** may be USB A (shown as **126**) or USB C (shown as **127**) outlets. The USB type outlets may be located on a face of the outlet end **120** with the plugs, as shown in FIGS. 1A, 2A, and 2C, or may be located on the side of the outlet end **120**, and as shown in FIG. 1B. Although other outlet types may not be specifically mentioned, it is noted that any outlet or combination of outlets may be incorporated into the outlet end **120**. Further, the outlet end **120** may comprise AFCI outlets, 20 A outlets, or any of Type A, B, C, D, E, F, G, H, I, J, K, L, M, N and O IEC outlets utilized throughout the world.

The outlet end **120** may include a device cradle, shelf, or holder, such as, for example holder **129**. The device cradle, shelf, or holder may be located on any side of the outlet end **120** and may serve as a location to put or hold a device, such as a phone, tablet, home device, security device, or the like. The cradle, shelf, or holder may hold the device while such device is plugged into one of the outlets **122**, **124**. The cradle, shelf, or holder **129** may also include wireless charging technology to charge a device when it is in physical contact with the cradle, shelf, or holder if the device is within a threshold vicinity or distance to facilitate charging. The cradle, shelf, or holder **129** may also serve as a location to put or hold any item, including pencils, pens, other writing utensils, notebooks, address books, keys, wallets, purses, hairdryers, hair straighteners, toothbrushes, toothpaste, other bathroom items or household items, etc. In an embodiment, an extended shelf or faceplate with an extended shelf may be operatively attached to the outlet end **120** where the extended shelf is capable of holding heavier, larger, or specific objects (e.g., with holders or hooks configured to receive a key ring or hair item, etc.). The extended shelf may provide any size shelf as may be desired. The outlet end **120** may also include interchangeable faceplates **128** such as for, as an example, decoration or to provide an extended shelf. FIG. 4A, for example, shows a faceplate **128** having a different color than the remaining outlet extender **100**. The faceplate **128** may include any color or colors, any pattern, any symbols, and the like, as may be desired. The faceplate **128** may be removed and attached by a sliding mechanism, snapping mechanism, fastener (such as a screw) friction fit, pressure fit, etc. It is noted that the color, shape, number of outlets, and the like, may vary when manufactured.

The outlet end **120** (or other portion of the outlet extender **100**) may include capabilities to connect to Wi-Fi, Bluetooth, and other technology. The outlet end **120** (or other portion of the outlet extender **100**) may communicate with any connected Wi-Fi, Bluetooth, Zigbee, or similar device. The outlet end **120** (or other portion of the outlet extender **100**) may receive and transmit information to and from a connected device (such as a computer, smart device, tablet or the like), and may carry out instructions. For example, the outlet end **120** may communicate information about outlet extender **100** regarding health, plugged in devices, power utilized, power surges, power outages, whether the plugged in device is powered on or off, hours of use, amount of electricity used over a defined period of time, and the like. The outlet end **120** (or other portion of the outlet extender **100**) may also be able to selectively turn on and turn off a plugged in device or power supply to any of the outlets **122**, **124**, individually or together. Turning on and off a plugged in device or power supply to any of the outlets **122**, **124** may be done in response to a command from a connected device (such as a computer, laptop, smart device, smart phone,

tablet or the like), through a home device, by voice command, by physical switch on the outlet end **120**, or in response to an event such as a power outage, a power surge, after a certain period of time, or as a result of a programmed routine. Further, the outlet extender **100** may include a sensor or a plurality of sensors that may be used to turn on and turn off the outlet extender **100**. By way of a non-limiting example, the sensor may comprise a motion sensor such that it may sense motion and turn on or provide power to the outlet extender **100**. Other types of sensors may be utilized, such as light sensors, sound sensors, and the like.

The outlet end **120** may also include one or more indicators, such as a light indicator. The light indicator may be an LED light. The indicators may indicate whether power is being (or not being) supplied through the outlets **122**, **124**, whether power is being received from the wall outlet, whether surge protection is enabled, whether the outlet extender **100** is connected to Wi-Fi or Bluetooth, Zigbee, and the like. The one or more light indicators may be different colors, may blink, and may create different patterns or combinations to convey its indications.

The outlet end **120** or plug end **110** may also include a light that is not an indicator, such as an LED light, that serves as a nightlight. The light may have a sensor to determine ambient light or darkness and may automatically turn on and off when a certain threshold is met (e.g. the light may automatically turn on at dusk and turn off at dawn, when a light in the room is turned on and off, and the like.) The light may further turn on and off by a user pressing a switch or by a command over Wi-Fi, over Bluetooth or Zigbee, by voice, through a home device, and the like. The light may be set to a certain timed schedule to turn on and off at a specific time each day. The light may also include a motion sensor and turn on or off when such motion is sensed, or after a certain set time when no motion is sensed.

The outlet end **120** or plug end **110** may further include a built-in speaker, for example, a Bluetooth speaker or other configuration of a speaker, or a speaker may be selectively attachable to the outlet end **120** or plug end (such as by a faceplate attachment). The speaker may be separately chargeable or may pull power from the wall outlet or outlet extender **100** in any appropriate manner. The speaker may be charged by the outlet extender **100** (or more specifically through the power provided to the outlet end **120**). The outlet end **120** may include an attachment device of any appropriate configuration to which the speaker may be selectively attached in any appropriate manner.

In an embodiment, the outlet extender **100** may be fixed, rigid, or stationary along the entirety of its length (e.g. not rotatable or not telescopic). For example, the fixed, rigid, or stationary outlet extender **100** may be provided in different sizes, e.g. 12 inches, 24 inches, 36 inches and any length lesser, greater, or in between. The outlet extender **100** may also include additional fixed adaptors that may be attached to the elongated shaft to adjust the length of the outlet extender **100** while still remaining fixed, rigid, or stationary overall. The fixed, rigid, or stationary outlet extender **100** may also include different oriented plugs or male contact **112** and plugs or female receptacles **122**, **124**, to facilitate plugging into a wall outlet in a straight orientation, a left side orientation, right side orientation, and similar.

In an embodiment, the outlet extender **100**, or a portion thereof, may be selectively rotatable at a point along its length. The outlet extender **100** may be selectively rotatable any range of degrees, such as, for example from about 5° to about 360°. The outlet extender **100** may be selectively rotatable about 180° so that the outlet end **120** may be

positioned straight above the wall outlet in a straight configuration when plugged in (see FIG. 4A), or straight to the left or right of the wall outlet in a horizontal configuration when plugged in (see FIG. 4B), or any variation therebetween, e.g., 45 degrees, 90 degrees, 135 degrees, 225 degrees, 270 degrees, 315 degrees or anything therebetween. The appropriate angle to be utilized may depend on the specific use of the outlet extender **100**.

As shown in FIG. 3B, the plug end **110** may be selectively rotatable in any appropriate manner. In an embodiment, a portion of the plug end **110** may be rotatable, such as the male contacts and associated base, or a swivel component. As seen in FIG. 4A-B, the outlet extender **100** may be plugged into a wall outlet initially in a straight configuration. Once the outlet extender **100** is plugged in at the plug end **110**, the outlet end **120** may be rotated to the left about the point defined by the plug end **110** and its attachment to the wall outlet. This rotation may allow the outlet end **120** to clear the side of the couch or other furniture when in a horizontal position so that the outlets are accessible. Although the plug end **110** may be described as selectively rotatable, it is noted that any portion of the outlet extender **100** may be selectively rotatable, including, but not limited to, the extendable shaft **130**. A user may selectively rotate the outlet extender **100** prior to plugging in the outlet extender **100** into the wall or when the outlet extender **100** has already been plugged into a wall outlet. The outlet extender **100** or plug end **110** may include a locking mechanism so that once the outlet extender **100** has been positioned in the desired location and at a desired angle, any undesired rotation of the outlet extender **100** may be prevented. The locking mechanism may include a bolt and slot, rotatable bar, spring-loaded hinge, and the like. The rotation of the outlet extender **100** or plug end **110** may be biased towards a certain position, such as a straight state.

In an embodiment, the outlet extender **100** may include an electrical cord portion between the elongated extender **130** and the plug end **110** that plugs into the wall outlet. The outlet extender **100** may plug into a wall outlet at the plug end **110**, and then may be able to bend around a corner, be positioned on the floor, and the like, by the bendable cord portion. For example, the outlet extender **100** may be able to plug behind a desk, set on the floor or set on top of the desk, and have the outlets on the outlet end **120** available wherever the user desires. It is noted that while embodiments herein describe initial connection into a wall outlet, that any outlet may be used, such as an outlet in a power strip or surge protector.

In an embodiment, the outlet extender **100** may be selectively extendable. In an embodiment, the elongated extender **130** may be selectively extendable permitting the outlet extender **100** to be extendable. As shown in FIGS. 2A-D, the elongated extender **130** may be transitioned between a retracted state (FIG. 2A, 2B) to an extended state (FIG. 2C, 2D). The extension may be facilitated by telescoping sections or members, wherein one or more sections of the elongated extender **130** may be of a smaller diameter than the immediately adjacent section (located at one of the section's ends) such that the smaller diameter section (see, e.g. **132**) may nest into the larger diameter section (see, e.g. **134**). The larger diameter section **134** may similarly nest into an even larger diameter section and the small diameter section **132** may similarly be able to nest within it an even smaller diameter section. The elongated extender **130** may include two or more telescoping sections including three, four, five, six, seven, eight, etc. sections. The sections may be at least partially hollow so as to accommodate smaller

diameter telescoping sections in a collapsed state, as well as electrical lines running through the elongated extender **130** and between the plug end **110** and the outlet end **120**.

Although sections of the elongated extender **130** include reference to diameter, it is noted that a cross-section of the elongated extender **130** may be round, square, or triangular and that nesting of any telescoping sections could be achieved by adapting the perimeter or diameter as described. FIGS. 1-4 generally show an elongated extender **130** having a square or rectangular cross-section. Further, one of the small diameter section **132** or large diameter section **134** or both thereof may be rigid or fixed. This may result in the elongated extender **130** being rigid or fixed. In other embodiments, one of the small diameter section **132** or large diameter section **134** or both thereof may be flexible such that the elongated extender **130** or a portion thereof may be flexible such that it may be positionable around objects, such as furniture, walls, shelves, or the like. The flexible portion may allow the elongated extender **130** to be positioned at any applicable angle, e.g., between 5 degrees and 360 degrees, or between 5 degrees and 180 degrees.

The extension of the elongated extender **130** between a retracted state (FIG. 2A, 2B) to an extended state (FIG. 2C, 2D) may be facilitated by other extension mechanisms such as an accordion housing, modular adaptors that may be attached to an end of the elongated extender **130**, and the like. In an embodiment, the elongated extender **130** may allow extension for any range of length, such as, for example from about 1 inch to about 18 inches to even greater, and any length therebetween. In an embodiment, the elongated extender **130** may end from a length of about 21 inches to about 34 inches. The elongated extender **130** may include a locking mechanism so that once the outlet extender **100** has been transitioned to its desired length, any undesired extension or retraction of the elongated extender **130** may be prevented. The locking mechanism may include a bolt and slot, rotatable bar, spring-loaded hinge, and the like. The elongated extender **130** may be biased towards a certain position, such as a retracted state.

In an embodiment, the plug end **110** of the outlet extender **100** may plug into a wall outlet, and the outlet end **120** may be free to rotate and extend as desired by the user. The outlet extender **100**, aside from the operative attachment of the plug end **110** into a wall outlet, may otherwise remain free and unattached to the abutting wall. The outlet extender **100** itself may have sufficient weight distribution and sturdy materials to allow for these variable configurations (e.g. a decoy plug, rigid housing, straight configuration, etc.).

In an embodiment, the outlet end **120** may include an attachment backing **140** on the back or wall-facing side **102** of the outlet extender **100**, see FIG. 3A. When the plug end **110** of the outlet extender **100** is plugged into a wall outlet, the attachment backing **140** may comprise a way to selectively attach the outlet end **120** to the abutting wall. This attachment may provide additional stability to the outlet extender **100**. This additional stability may be desired, for example, when the outlet extender **100** is in a horizontal configuration or extended fully. The attachment backing **140** may include a peel and stick adhesive pad for attachment to the wall, putty and dry-down putty attachment, hook and loop attachment, magnetic attachment, and the like. For example, a double sided adhesive pad may be attached to the wall-facing side **102** of the outlet end **120** and may be selectively attached to the wall, or two oppositely attracting magnets with peel back adhesive or putty attachments may be attached to the wall-facing side **102** of the outlet end **120** and the wall and be placed in magnetic contact. In using an

adhesive pad, such pad may include adhesive that is non-marking, i.e., when it is removed from the surface or surfaces to which it is attached it does not leave any marks. Any appropriate non-marking adhesive may be utilized and the present disclosure is not limited to a specific type. Multiple magnets may be placed on the wall to allow for various and moveable attachment to the wall.

The attachment backing **140** may be selectively attached, detached, and reattached to allow for repositioning of the outlet extender **100** and without causing damage to the underlying wall. Although described embodiments include the attachment backing **140** on the wall-facing side **102** of the outlet end **120**, it is noted that such attachment backing **140** may be located on any portion of the outlet extender **100**, including the perimeter of the plug end **110** or the elongated extender **130**. In an embodiment, the outlet extender **100** may be free from any attachment that fastens or anchors into, or otherwise traverses, the surface of the abutting wall (such as nails, screws, and the like). Such attachment may include the attachment backing **140** described herein (peel and stick adhesive pad for attachment to the wall, putty and dry-down putty attachment, hook and loop attachment, magnetic attachment, and the like), which may not fasten or anchor into, or otherwise traverse, the surface of the abutting wall. The attachment backing **140** being attached to (whether fixedly or removably) may permit a portion, e.g., the elongated extender **130** or a portion thereof, to be non-rigid or flexible. The attachment backing **140** being attached to a wall means that the elongated extender **130** does not need to be rigid as in other prior embodiments as the attachment backing **140** may provide additional structural support. In such embodiments, the elongated extender **130** does not need to provide support to the outlet end **120** to be positioned in the applicable location. Instead, the attachment backing **140** being attached to the wall allows the outlet end **120** to be positioned in its desired location.

In an embodiment, the outlet end **120** may include a fastening mechanism that does fasten or anchor into, or otherwise traverses, the surface of the abutting wall. Such fastening mechanisms can include nails, screws, pin and the like.

The exterior or housing of the outlet extender **100** may be formed from any suitable material including, but not limited to, plastics and polymers. Suitable materials may include polyethylene terephthalate (PETE or PET), high-density polyethylene (HDPE), polyvinyl chloride (PVC), low-density polyethylene (LDPE), polypropylene (PP), polystyrene or styrofoam (PS), other plastics such as polycarbonate, polylactide, acrylic, acrylonitrile butadiene, styrene, fiberglass, and nylon, or a combination of one or more thereof.

Turning to FIGS. 5-11 showing non-limiting detailed embodiments of the housing and components of an outlet extender, FIGS. 5-11 show exploded views and components of an outlet end **120** (such as FIGS. 5-6), extendable shaft **130** (such as FIGS. 9 and 10), and plug end **110** (such as FIGS. 8 and 11).

FIG. 5 depicts an exploded view of a non-limiting embodiment of an outlet end **120** and extendable shaft **130** of an outlet extender **100**. In an embodiment, the outlet end **120** may include an outlet faceplate **128**, a front outlet housing **210**, a tamper preventer **214**, and a rear outlet housing **218**. The tamper preventer **214** may, as an example, ensure that only a corresponding plug (e.g. with two or three metal prongs) and not a foreign item, is able to plug into the outlet end **120** and make an electrical circuit or connection with the outlet extender **100**. The tamper preventer **214** may

include a shutter/spring type mechanism so that full entry into the female receptacles of the outlet end **120** (opening of the shutters) is made possible only when each of the one or more springs are compressed at the same time (by insertion of a corresponding plug into each opening of the female receptacle at the same time). The extendable shaft **130** may include a first tube housing **222** and a contact plate **226**. In an embodiment, the first tube housing **222** may be part of an outer telescoping tube (i.e. a larger diameter tube that another tube with a smaller diameter nests within) or an inner telescoping tube (i.e. a smaller diameter tube that nests into a tube with a larger diameter). FIGS. **6A-D** show a non-limiting embodiment of the front outlet housing **210**, including female receptacles.

FIG. **7** shows an embodiment of a plug end **110** and extendable shaft **130** of an outlet extender **100** where FIG. **8** depicts an exploded view of an embodiment of the plug end **110** of the outlet extender **100** and FIG. **9** depicts an exploded view of an embodiment of the extendable shaft **130** of the outlet extender **100**. In an embodiment and as shown in FIG. **8**, the plug end **110** may include a plug faceplate **230**, an inset band **234**, fasteners **238** or another type of fitting mechanism as described herein, a front plug housing **242**, an outer ring **246** and inner ring **250**, a swivel seat **254**, a plug **258**, and a rear plug housing **262**. The swivel seat **254** may facilitate rotation of the outlet extender **100** about an axis defined by the plug **258** as described herein. FIGS. **11A-C** show a non-limiting embodiment of the front plug housing **242**.

In embodiment and as shown in FIG. **9**, the extendable shaft **130** may include a second tube housing **264**, a first cap **270**, a bend collar **274**, fasteners **278** or another type of fitting mechanism as described herein, and a cord assembly **282** and second cap **286**. In an embodiment, the second tube housing **264** may be part of an inner telescoping tube (i.e. a smaller diameter tube that nests into a tube with a larger diameter) or an outer telescoping tube (i.e. a larger diameter tube that another tube with a smaller diameter nests within). As an example, if the first tube housing **222** is an outer telescoping tube of a larger diameter, then the second tube housing **264** will be an inner telescoping tube of a smaller diameter, or vice versa, e.g., if the first tube housing **222** is an inner telescoping tube of a smaller diameter, then the second tube housing **264** will be an outer telescoping tube of a larger diameter. In an embodiment, the first cap **270** may selectively attach to the first tube housing **222** and the second cap **286** may selectively attach to the second tube housing **264**. The bend collar **274** may enable flexibility in the extendable shaft **130** and outlet extender **100**, such as during transition between different rotational and telescopic positions. The cord assembly **282**, shown in FIGS. **10A-B**, may further comprise ground **290**, neutral **294**, and hot **298** cords and assemblies.

Although the embodiments of the present teachings have been illustrated in the accompanying drawings and described in the foregoing detailed description, it is to be understood that the present teachings are not to be limited to just the embodiments disclosed, but that the present teachings described herein are capable of numerous rearrangements, modifications and substitutions without departing from the scope of the claims hereafter. The claims as follows are intended to include all modifications and alterations insofar as they come within the scope of the claims or the equivalent thereof.

What is claimed is:

**1.** A wall outlet extender comprising:

a plug end configured to selectively plug into a wall outlet;

an outlet end configured to selectively receive one or more plugs;

an extendable shaft positioned between the plug end and the outlet end, wherein the plug end is rotatable;

an electrical cord portion positioned between the extendable shaft and the plug end, wherein the extendable shaft comprises a bend collar configured to enable flexibility in the extendable shaft adjacent to the plug end; and

an engagement portion, wherein the engagement portion is positioned on a wall-facing side of the outlet end and is configured to selectively engage the wall.

**2.** The wall outlet extender of claim **1**, wherein the extendable shaft includes two or more telescoping portions.

**3.** The wall outlet extender of claim **2**, wherein the extendable shaft includes a first telescoping portion having a first diameter and a second telescoping portion having a second diameter, wherein the first diameter is larger than the second diameter.

**4.** The wall outlet extender of claim **3**, wherein the first telescoping portion is configured to internally receive the second telescoping portion in a retracted position.

**5.** The wall outlet extender of claim **4**, wherein the extendable shaft is extendable from about 21 inches to about 34 inches.

**6.** The wall outlet extender of claim **1**, wherein the plug end is rotatable about 360°.

**7.** The wall outlet extender of claim **1**, wherein the engagement portion comprises a non-permanent adhesive, removable putty, or stickable surface.

**8.** The wall outlet extender of claim **7**, wherein the engagement portion is free from any attachment to the wall that traverses or damages the wall surface.

**9.** The wall outlet extender of claim **1**, wherein the outlet end includes an even number of outlets and at least one USB port.

**10.** The wall outlet extender of claim **1**, wherein the outlet end comprises a device cradle configured to hold a device while the device is plugged into the outlet end.

**11.** The wall outlet extender of claim **1**, wherein the wall outlet extender comprises Bluetooth or Wi-Fi connectivity capabilities.

**12.** An extendable power outlet adaptor, comprising:

a plug selectively configured to insert into a wall outlet;

an extendable shaft that comprises a bend collar is telescopic and rotatable about the plug up to 360°;

one or more outlet receptacles connected to the shaft that are selectively attachable to a position on a wall;

an interchangeable faceplate selectively attached with the one or more outlet receptacles;

an electrical cord portion positioned between the extendable shaft and the plug end; and

a device cradle that includes wireless charging technology configured to hold a device and facilitate charging the device.

**13.** The extendable power outlet adaptor of claim **12**, wherein the one or more outlet receptacles are attachable to the wall by temporary adhesive, putty, or stickable surface.

**14.** The extendable power outlet adaptor of claim **13**, wherein the one or more outlet receptacles are free from any attachment to the wall that traverses or damages the wall surface.

15. The extendable power outlet adaptor of claim 12, wherein the one or more outlet receptacles may be removed and repositioned onto the wall.

16. The extendable power outlet adaptor of claim 12, wherein the plug end is replaceable with a different type of plug. 5

17. The extendable power outlet adaptor of claim 12, wherein the plug end comprises Type A, B, C, D, E, F, G, H, I, J, K, L, M, N or O IEC plug ends, a 120 volt end or a 240 volt end. 10

18. The extendable power outlet adaptor of claim 12, further comprises at least one USB port.

\* \* \* \* \*

# **EXHIBIT 2**

Electronics

New Arrivals Deals Cell Phones Computers TV & Video Headphones Office Electronics Camera & Photo Wearable Technology Audio & Home Theater Musical Instruments Video Game

Tools & Home Improvement Electrical Cords, Adapters & Multi-Outlets Extension Cords

Last purchased Mar 19, 2025

Set reminder



Click to see full view

Ask Rufus

- Can it accommodate larger power adapters? Does it have surge protection capability?
- Is its rotation smooth and stable? Ask something else



**Electrical Outlet Extender. Access Hard-to-Reach Outlets! Features USB-A, USB-C, and 2 AC Outlets, Extends 22"-34", Rotates 180°. Use Behind Couches, Nightstands, Desks, and More.**

Brand: EZ Outlet  
4.3 25 ratings | Search this page

**-10%** \$44.95  
Typical price: \$49.99

FREE Returns

Thank you for being a Prime member. Get a \$100 Gift Card: Pay \$0.00 upon approval for Prime Visa. No annual fee.

Brand	EZ Outlet
Color	White
Total Power Outlets	4
Voltage	125 Volts
Special Feature	Telescoping, adjustable height body extends from 22-34"

About this item

- ADJUSTABLE IN ANY DIRECTION: Extends from 22" to 34" and base rotates 180 degrees for placement vertically, horizontally, or anywhere in between.
- CHARGE ALL OF YOUR DEVICES IN ONE SPOT: USB-A, USB-C, and two AC outlets. 5v 2.4 Amp USB output on USBs
- NO INSTALLATION: Simply plug EZ Outlet into any existing electrical outlet and EZ Outlet is ready to use.
- CONVENIENT CELL PHONE LEDGE: Rest your phone on top of EZ Outlet while it charges.
- COMES WITH DAMAGE FREE VELCRO COMMAND STRIPS: Attaches securely to the wall with no damage, no mess, no tools.
- SAFETY CERTIFIED FOR PEACE OF MIND: ETL listed and safe for indoor use.

Report an issue with this product or seller

\$44.95

FREE Returns

FREE delivery April 2 - 11 for Prime members

Deliver to Amazon - Sewickley 15143

Quantity: 1

Add to Cart

Buy Now

Ships from Amazon  
Sold by EZ Outlet: Outlet Extender  
Returns 30-day refund/replacement  
Gift options Available at checkout  
See more

Add a Protection Plan:

- 2-Year Protection Plan for \$4.99
- 3-Year Protection Plan for \$6.99
- Asurion Complete Protect: One plan covers all eligible past and future purchases (Renews Monthly Until Cancelled) for \$16.99/month

Add to List

Sponsored

Sponsored

4 stars and above

Sponsored



**ANNQUAN 3.15" Pop Up Outlet with 15W Wireless Charger, Max 20W Power...**  
★★★★☆ 362  
-2.4% \$129.99  
List: \$169.99  
prime

**ANNQUAN 20 Amp Pop Up Countertop Outlet with 15W Wireless Charger, Max 65W...**  
★★★★☆ 93  
\$259.99  
prime  
You pay \$219.99 with coupon

**Pop Up Outlet Electrical Power Socket for Kitchen Countertop, Retractable Recessed ...**  
★★★★☆ 241  
-7% \$92.99  
Typical price: \$99.99  
prime  
Climate Pledge Friendly

**BTU Pop Up Outlet for Countertop, Receptacle Power Strip with USB C & 4 AC Outlet, ...**  
★★★★☆ 335  
-10% \$89.99  
Typical price: \$99.99  
prime

**Nightstand Edge Mount Power Strip with USB-C Ports Tabletop Surge Protector Desk CL...**  
★★★★☆ 888  
-11% \$32.99  
Typical price: \$36.99  
prime

**3.15in Pop Up Countertop Outlet with 15W Wireless Charger, Max 20W USB Power...**  
★★★★☆ 63  
\$199.99  
prime  
You pay \$139.99 with coupon

**HEZI 4-Counte 15W W Charge**  
★★★  
-39%  
List Price  
prime


Customers frequently viewed

Sponsored | Popular products in the last 7 days



USB-A  
USB-C

Devices with type C charging ports can charge via USB-A on EZ Outlet to type C port on the device OR use a block charger from the AD outlets on EZ Outlet to the C port on the device.  
Devices with type C ports cannot charge via 5v 2.4amp USB-C output on EZ Outlet.





GET FREE SHIPPING WHEN YOU ORDER 2 OR MORE AT CHECKOUT!

## Access Hard-to-Reach Outlets with EZ Outlet Electrical Outlet Extender!

